

Hot moulded GRP

Minipol, Maxipol, Combiester and TPD

2019-2020 Edition

CAHORS

CAHORS

CONNECTING ENERGY AND PEOPLE

Since 1969, CAHORS Española is designing and manufacturing polyester enclosures products and solutions for different applications such as gas/water metering, control-command, renewable energies,...

As an original manufacturer and a **very specialist in SMC (Sheet Moulding Compound) moulding,** CAHORS Española is proposing a wide range of GRP enclosures and all necessary accessories to fulfil all your requirements.

CAHORS Española, founded in 1969 and built in its actual shape from 1975, is the oldest subsidiary of Groupe CAHORS, and has today two production sites located in Spain (Figueres and La Roca).

CAHORS Española is composed of 250 people and has an international presence around the world, mainly in Europe, Africa, South America and Asia.

10 million boxes sold throught the world

4500 tons of SMC produced every year

Flash this code
and discover our video of manufacturing

CAHORS, the SMC composite specialist

CAHORS has been using glass-fiber reinforced polyester composite to manufacture its products since the 1970s.

Production of this composite material is possible thanks to **more than 40 years' expertise** in chemical composition, **SMC (Sheet Molding Compound)** manufacture and hot pressing. The resulting composite material, known as SMC, is a type of Glass Reinforced Plastic (GRP).

SMC is **extremely robust in outside environments.** It is **not affected by corrosion** and has good heat resistance, while its glass-fiber reinforced composition means it has excellent resistance to mechanical shocks.

SMC vs. Thermoplastics

Unlike thermoplastics, **SMC does not weaken under the effect of a heat source or melt when exposed to flame, thereby preventing the spread of fire.** SMC also has good resistance to standard solvents as well as alkaline agents.

- Double insulation
- Non-hygroscopic
- Easily machinable
- Resistant to weather conditions
- Resistant to corrosion
- Resistant to impacts
- Light
- Self-extinguishing (960°C)

CAHORS

Customized solutions for each application !

Renewable energies

Industry

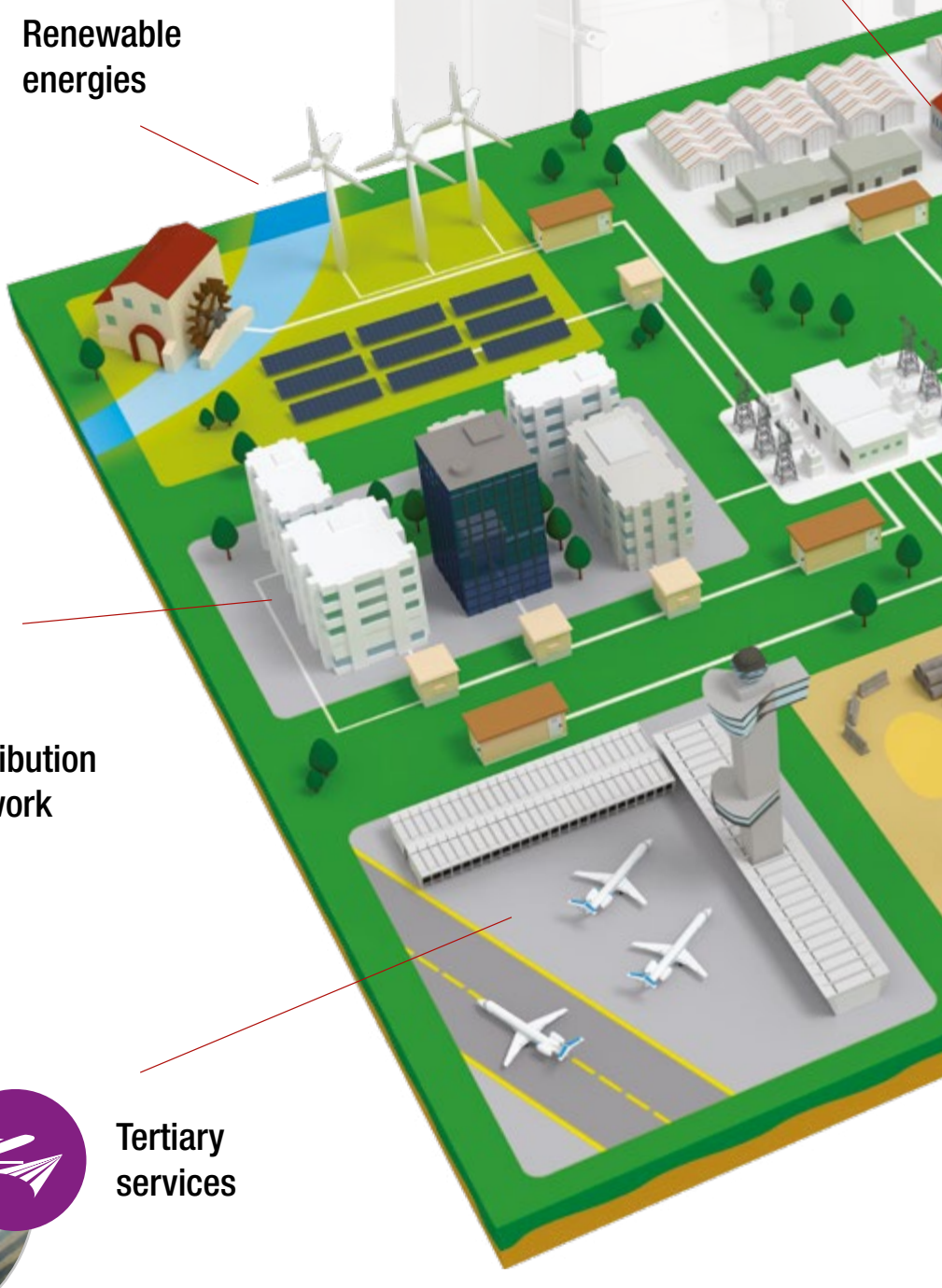

Distribution Network

Tertiary services

Summary

COMBIESTER system p 06

MINIPOL system p 12

MAXIPOL system p 18

TPD system p 24

DIN system p 26

Customization & Services p 28

References & packaging information p 30

COMBIESTER System

MODULAR POLYESTER BOXES (90MM)

Grey color RAL **7035**

Also available in
Beige, Dark grey or Green.
As an option, possibility to paint the enclosure with any color.

Cover fastening

Wide range of cover fastenings with different types of screws: triangular, cross or wing head.



From box to enclosure

By means of hinges a box is easily converted to a enclosure.

Threaded inserts

Removable Zamak M6 thread inserts for fixing of the back plates, switchgear, etc.

Covers

Available in : transparent, opaque (polycarbonate or polyester) or smoked covers.

An opaque polyester cover is also available (some boxes)

Polyurethane gasket

All covers are supplied with foamed polyurethane gasket.

Customization

Save assembly costs by requesting our custom build service.
Customized base plates manufactured on demand.

Modular : Total Flexibility

The COMBIESTER system is made up of 20 modular boxes, with height and width in multiples of 90 mm.

Can be joined horizontally and vertically using brackets allowing multiple combinations.

Degrees of protection

- **IP66** in individual boxes
- **IP55** in enclosures, according to IEC 60529
- **IK09** according to IEC 62262

Self-extinguishing

to 960° C

UL certification

This range is UL approved. To order your products according to this approval, please contact us.

Depth

Allows to increase the depth of the enclosure to 62.5mm

(except for the enclosure 540x540 which increases the depth to 125mm).

Technical data		
Fibreglass reinforced polyester Enclosure (GRP)	RAL-7035 colour	IEC 62208
Double Insulation	Classe II	EN 60439-1
Mechanical (Impact) Resistance	IK09	IEC-62262
Protection against dust-water	IP-66	IEC-60529
Thermal Class	A	UNE-21305
Self extinguishing material	960° C	IEC 60695-2
Temperature Range	-30° +60° C	IEC 60670
Rated Voltage	1000V	IEC 60439-5

Fixing systems

Three options:
- Standard, with internal screw fixing
- External wall mounting brackets
- Pole mounting system



Range of products

	Dimensions (mm) Height x Width → / Depth ↓		135x135	180x135	180x180	270x135	270x180	270x270	270x360
BOXES	Polyester box RAL-7035 Transparent polycarbonate cover IP66	129	MH 15 **06CCTT15S0**	MH 21 **06CCTT21S0**	MH 22 **06CCTT22S0**	MH 31 **06CCTT31S0**	-	-	-
		141	-	-	-	-	MH 32B **06CCTT32B0**	-	-
		171	-	-	-	-	MH 32 **06CCTT32S0**	MH 33 **06CCTT33S0**	MH 34 **06CCTT34S0**
		201	-	-	-	-	-	-	MH 34A **06CCTT34A0**
	Polyester box RAL-7035 Grey / opaque polycarbonate cover IP66	129	MHO 15 **06CCTO15S0**	MHO 21 **06CCTO21S0**	MHO 22 **06CCTO22S0**	MHO 31 **06CCTO31S0**	-	-	-
		141	-	-	-	-	MHO 32B **06CCTO32B0**	-	-
		171	-	-	-	-	MHO 32 **06CCTO32S0**	MHO 33 **06CCTO33S0**	MHO 34 **06CCTO34S0**
		211	-	-	-	-	-	-	MHO 34A **06CCTO34A0**
	Polyester box RAL-7035 Smoked polycarbonate cover Blue screws, RAL-5015 IP66	129	MHF 15 **06CCTF15S0**	MHF 21 **06CCTF21S0**	MHF 22 **06CCTF22S0**	MHF 31 **06CCTF31S0**	-	-	-
		141	-	-	-	-	MHF 32B **06CCTF32B0**	-	-
		171	-	-	-	-	MHF 32 **06CCTF32S0**	MHF 33 **06CCTF33S0**	MHF 34 **06CCTF34S0**
		201	-	-	-	-	-	-	MHF 34A **06CCTF34A0**
	Polyester box RAL-7035 Grey, opaque SMC cover IP66	171	-	-	-	-	MHP 32 **06CCTP32S0**	MHP 33 **06CCTP33S0**	MHP 34 **06CCTP34S0**
	Flanges to increase the depth of the boxes. Mounted between base and cover. Height of 62,5 mm 125 mm for 540x540 mm box		-	-	-	-	-	-	**06CARP3400**
ACCESSORIES	Self-extinguishable polyester mounting plate		-	**06CAPP2100**	-	**06CAPP3100**	**06CAPP3200**	**06CAPP3300**	**06CAPP3400**
	Metal mounting plate		-	**06CAPM2100**	-	**06CAPM3100**	**06CAPM3200**	**06CAPM3300**	**06CAPM3400**
	Self-extinguishable bakelite mounting plate		-	**06CAPB2100**	-	**06CAPB3100**	**06CAPB3200**	**06CAPB3300**	**06CAPB3400**
	Fuseboard frame		-	-	-	-	**06CACM1000**	**06CACM2000**	**06CACM3000**
	Nº of din rails		-	-	-	-	1	2	3
	Nº of modules		-	-	-	-	10	20	30

Packaging information. See p28-35

360x180	360x360	540x270	540x360	540x540	720x360	720x540
-	-	-	-	-	-	-
-	-	-	-	-	-	-
MH 42 **06CCTT42S0**	MH 44 **06CCTT44S0**	MH 63 **06CCTT63S0**	MH 64 **06CCTT64S0**	MH 66 **06CCTT66S0**		
	MH 44A **06CCTT44A0**	MH 63A **06CCTT63A0**	MH 64A **06CCTT64A0**	MH 66A **06CCTT66A0**	MH 84A **06CCTT84A0**	MH 86A **06CCTT86A0**
-	-	-	-	-	-	-
-	-	-	-	-	-	-
MHO 42 **06CCTO42S0**	MHO 44 **06CCTO44S0**	MHO 63 **06CCTO63S0**	MHO 64 **06CCTO64S0**	MHO 66 **06CCTO66S0**		
	MHO 44A **06CCTO44A0**	MHO 63A **06CCTO63A0**	MHO 64A **06CCTO64A0**	MHO 66A **06CCTO66A0**	MHO 84A **06CCTO84A0**	MHO 86A **06CCTO86A0**
-	-	-	-	-	-	-
-	-	-	-	-	-	-
MHF 42 **06CCTF42S0**	MHF 44 **06CCTF44S0**	MHF 63 **06CCTF63S0**	MHF 64 **06CCTF64S0**	MHF 66 **06CCTF66S0**		
	MHF 44A **06CCTF44A0**	MH 63A **06CCTF63A0**	MHF 64A **06CCTF64A0**	MHF 66A **06CCTF66A0**	MHF 84A **06CCTF84A0**	MHF 86A **06CCTO86A0**
-	-	MHP 63 **06CCTP63S0**	MHP 64 **06CCTP64S0**	-	-	-
-	**06CARP4400**	**06CARP6300**	**06CARP6400**	**06CARP6600**	-	-
06CAPP4200	**06CAPP4400**	**06CAPP6300**	**06CAPP6400**	**06CAPP6600**	**06CAPP8400**	**06CAPP8600**
06CAPM4200	**06CAPM4400**	**06CAPM6300**	**06CAPM6400**	**06CAPM6600**	**06CAPM8400**	**06CAPM8600**
06CAPB4200	**06CAPB4400**	**06CAPB6300**	**06CAPB6400**	**06CAPB6600**	**06CAPB8400**	**06CAPB8600**
-	-	**06CACM4000**	**06CACM6000**	-	-	-
-	-	4	4	-	-	-
-	-	40	60	-	-	-

Accessories

Screw Cover

Screwdriver (M14)
Grey Ref. 06CATD0100
Blue Ref. 06CATD0200

Manual (M14)
Ref. 06CATM000

Triangular (M14)
Ref. 06CATT0100

Safety lock with key (M14)
Ref. 06CATL0100

Hinges

External hinges
(set of 2)
Ref. 06CABE0100

Hinge screw
For screwdriver
Ref. 06CABM0100
Manual Ref. 06CABD0200

Internal hinges
(set of 2)
Ref. 06CABI0100

Vent and drain valves

Vent valve
Small size Ref. 06PEAD0001
Big size Ref. 06PEAD0002

Drain valve
Ref. 06PNAD0002

Fixing systems

Wall mounting
MH32 → MH86: 06CAFM0100
MH15 → MH31: 06CAFM0200

Cable sealing boxes



Cable sealing boxes
A - Ref. 06CACC0100
B - Ref. 06CACC0200

Enclosure lid with hinged glazed door

270 x 270 x171 mm Ref. 06CAVP3300
360 x 270 x171 mm Ref. 06CAVP3400

Pole mounting
Ref. 06CAFP0100

Segmented cable sealing boxes
Ref. 06CABP0100

Cables entry box
Ref. 0976028

Coupling frames & end plates

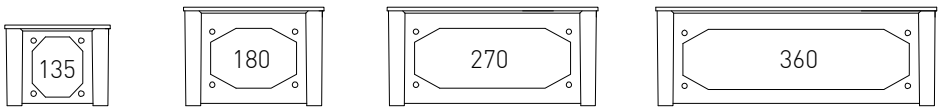

Coupling frames	with gasket	06CACA1300	06CACA1800	06CACA2700	06CACA3600
	without gasket	06CACS1300	06CACS1800	06CACS2700	06CACS3600
End plates	with gasket	06CAPF1300	06CAPF1800	06CAPF2700	06CAPF3600
	without gasket	06CAPS1300	06CAPS1800	06CAPS2700	06CAPS3600

Dimensional

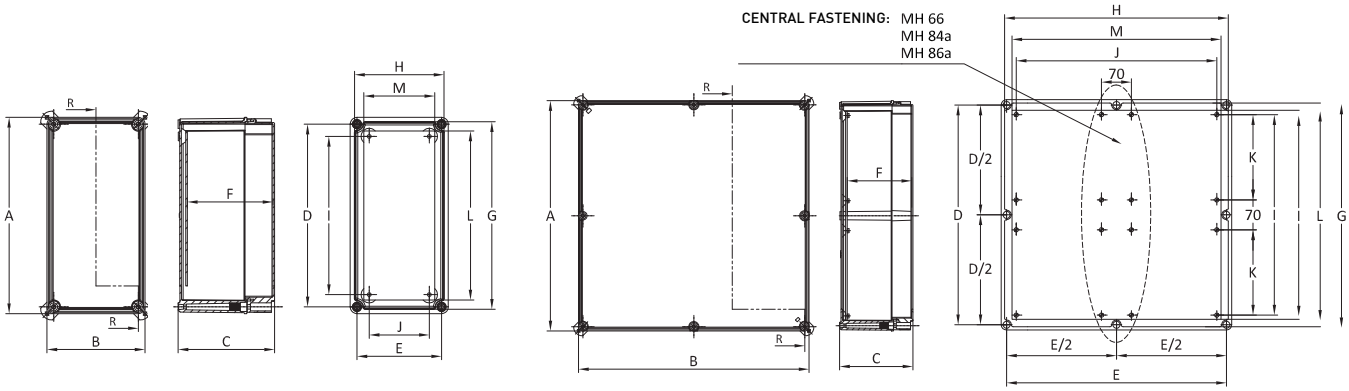

Nom	A	B	C	D	E	F	G	H	I	J	K	L	M
	Box dimensions (mm)											Mounting plate (mm)	
MH 15	135	135	129	115	115	112	113	113	85	85	-	97	97
MH 21	180	135	129	160	115	112	158	113	130	85	-	142	97
MH 22	180	180	129	160	160	112	158	158	130	130	-	142	142
MH 31	270	135	129	250	115	112	248	113	220	86	-	234	98
MH 32b	270	180	141	250	160	124	245	155	200	110	-	220	130
MH 32	270	180	171	250	160	154	245	155	200	110	-	220	130
MH 33	270	270	171	250	250	154	245	245	200	200	-	220	220
MH 34	270	360	171	250	340	154	245	335	200	290	-	220	310
MH 34a	270	360	201	250	340	184	245	335	200	290	-	220	310
MH 42	360	180	171	340	160	154	335	155	290	110	-	310	130
MH 44	360	360	171	340	340	154	335	335	290	290	-	310	310
MH 44a	360	360	201	340	340	184	335	335	290	290	-	310	310
MH 63	540	270	171	515	245	154	515	245	470	200	200	490	220
MH 63a	540	270	201	515	245	184	515	245	470	200	200	490	220
MH 64	540	360	171	515	335	154	515	335	470	290	200	490	310
MH 64a	540	360	201	515	335	184	515	335	470	290	200	490	310
MH 66	540	540	171	515	515	154	515	515	470	470	200	490	490
MH 66a	540	540	201	515	515	184	515	515	470	470	200	490	490
MH 84a	720	360	201	695	335	184	695	335	650	290	290	670	310
MH 86a	720	540	201	695	515	184	695	515	650	470	290	670	490

MINIPOL System

HOT MOULDED ENCLOSURES

Two door types

- **Plain:** allows the mounting of devices in the door.
- **Glazed:** Combined with mounting plate, chassis and/or internal door permits you to see meters, devices, lamps, etc. maintaining the levels of IP and security.

Grey color RAL 7035

Also available in Beige, Dark grey or Green. As an option, possibility to paint the enclosure with any color.



Easy to machine

Vertical patterns in the interior of the doors, which enables the correct fitting of devices.

Easy fitting

Quick fixture guides in the back permits fitting without drilling.

Locking systems

Different basic closing and locking systems. Customization on request. See p16

Double bit lock

3-point locking mechanism

Customization

Custom-made manufacturing.

Monobloc : all in 1

Product composed of a single block

Self-extinguishing

to 960° C

Degrees of protection

Suited to corrosive environments and climatic agents

- **IP66** according to IEC 60529
- **IK10** according to IEC 62262 (standard)
- **IK08** according to IEC 62262 (glazed window)

UL certification

This range is UL approved. To order your products according to this approval, please contact us.

Security

The chassis and internal door maintain an **IP20** when the external door is open.

Mounting

Pole fixing

Wall mounting



Internal ZAMAK hinge

180° door opening warranted.

ZAMAK standard.

INOX AISI 316 available upon request.

Technical data		
Fibreglass reinforced polyester Enclosure (GRP)	RAL7035 colour	IEC 62208
Mechanical (Impact) Resistance	IK10	IEC-62262
Protection against dust-water	IP-66	IEC-60529
Double Insulation	Classe II	EN 60439-1
Corrosion resistance	Yes	IEC 60068-2-30
Thermal Class	A	UNE-21305
Self extinguishing material	960°	IEC 60695-2
Temperature Range	-30° +105°	IEC 60670
Rated Voltage	1.000V	IEC 60439-5

Range of products

	Dimensions (mm) Height x Width x Depth	300x250x140	400x300x200	400x400x200	500x400x200
ENCLOSURES	Plain door Supplied with 2 double bit lock 3.0 mm IP66	MN 321 06PF320001	MN 432 06PF430001	MN 442 06PF440001	MN 542 06PF540001
ENCLOSURES	Plain door Three point closing device with swing handle 1 double bit lock 3.0 mm IP66	-	MN 432/3P 06PF430002	MN 442/3P 06PF440002	MN 542/3P 06PF540002
ENCLOSURES	Glazed door Supplied with 2 double bit lock 3.0 mm IP66	MN 321-V 06PF320002	MN 432-V 06PF430003	MN 442-V 06PF440003	MN 542-V 06PF540003
ENCLOSURES	Glazed door Three point closing device with swing handle 1 double bit lock 3.0 mm IP66	-	MN 432/3P-V 06PF430004	MN 442/3P-V 06PF440004	MN 542/3P-V 06PF540004
ACCESSORIES	Polyester mounting plate 4 mm thickness	MN P32 06PFPP0001	MN P43 06PFPP0002	MN P44 06PFPP0003	MN P54 06PFPP0004
ACCESSORIES	Metal mounting plate Galvanized steel 2 mm thickness	MN PM32 06PFPM0001	MN PM43 06PFPM0002	MN PM44 06PFPM0003	MN PM54 06PFPM0004
ACCESSORIES	Perforated mounting plate (TELEQUICK) Zinc plated steel Allows quick fixing of devices by using M4, M5 and M6 screw nuts	MN PBR32 06PFPF0001	MN PBR43 06PFPF0002	MN PBR44 06PFPF0003	MN PBR54 06PFPF0004
ACCESSORIES	Internal door Made of polyester Installation kit included	-	MN PI43 06PFPI0001	MN PI44 06PFPI0002	MN PI54 06PFPI0003
ACCESSORIES	Chassis for the fitting of modular devices Composed of a chassis, die casta plates and DIN profiles for fixing the devices Nº of modules Nº of banks	-	MN CH43 06PFCH0001 24 2x12	MN CH44 06PFCH0002 36 2x18	MN CH54 06PFCH0003 54 3x18
ACCESSORIES	Die cast plates Knockouts for DIN Switchgear Plates in self-extinguishing insulating material 152 mm height 178 mm height 202 mm height	-	- - MN CC-300/178 06PFCT0004 - -	MN CC-400/152 06PFCT0001 MN CC-400/178 06PFCT0005 MN CC-400/202 06PFCT0007	MN CC-400/152 06PFCT0001 MN CC-400/178 06PFCT0005 MN CC-400/202 06PFCT0007
ACCESSORIES	Mounting plate for modular chassis For the fixing of non-modular switchgear Galvanized steel 152 mm height 178 mm height 202 mm height	-	- - MN PB-300/178 06PFPC0004 - -	MN PB-400/152 06PFPC0001 MN PB-400/178 06PFPC0005 MN PB-400/202 06PFPC0007	MN PB-400/152 06PFPC0001 MN PB-400/178 06PFPC0005 MN PB-400/202 06PFPC0007
ACCESSORIES	Pole mounting for external, provisional intallations as construction, fairs, street lighting, etc. Steel band not supplied	MN FP-250 06PFFP0006	MN FP-300 06PFFP0007	MN FP-400 06PFFP0008	MN FP-400 06PFFP0008

Packaging information. See p30-35

600x400x230	600x500x230	600x800x300	800x600x300
MN 642 **06PF640001**	MN 652 **06PF650001**	MN 683 **06PF680001**	MN 863 **06PF860001**
MN 642/3P **06PF640002**	MN 652/3P **06PF650002**	MN 683/3P **06PF680002**	MN 863/3P **06PF860002**
MN 642-V **06PF640003**	MN 652-V **06PF650003**	MN 683-V **06PF680003**	MN 863-V **06PF860003**
MN 642/3P-V **06PF640004**	MN 652/3P-V **06PF650004**	MN 683/3P-V **06PF680004**	MN 863/3P-V **06PF860004**
MN P64 **06PFPP0005**	MN P65 **06PFPP0006**	MN P86-68 **06PFPP0007**	MN P86-68 **06PFPP0007**
MN PM64 **06PFPM0005**	MN PM65 **06PFPM0006**	MN PM86-68 **06PFPM0007**	MN PM86-68 **06PFPM0007**
MN PBR64 **06PFPF0005**	MN PBR65 **06PFPF0006**	MN PBR86 **06PFPF0008**	MN PBR86 **06PFPF0007**
MN PI64 **06PFPI0004**	MN PI65 **06PFPI0005**	-	MN PI86 **06PFPI0006**
MN CH64 **06PFCH0004** 54 3x18	MN CH65 **06PFCH0005** 69 3x23	-	MN CH86/4 MN CH86/5 **06PFCH0006 06PFCH0007** 116 145 4x29 5x29
MN CC-400/152 **06PFCT0001** MN CC-400/178 **06PFCT0005** MN CC-400/202 **06PFCT0007**	MN CC-500/152 **06PFCT0002** - - MN CC-500/202 **06PFCT0008**	-	MN CC-600/152 **06PFCT0003** MN CC-600/178 **06PFCT0006** MN CC-600/202 **06PFCT0009**
MN PB-400/152 **06PFPC0001** MN PB-400/178 **06PFPC0005** MN PB-400/202 **06PFPC0007**	MN PB-500/152 **06PFPC0002** - - MN PB-500/202 **06PFPC0008**	-	MN PB-600/152 **06PFPC0003** MN PB-600/178 **06PFPC0006** MN PB-600/202 **06PFPC0009**
MN FP-400 **06PFFP0008**	MN FP-500 **06PFFP0009**	MN FP-800 **06PFFP0011**	MN FP-600 **06PFFP0010**

Mounting plate (mm)

POLYESTER

Ref.	Type	A	B	C	D
06PFPP0001	MN P32	213	268	248	175
06PFPP0002	MN P43	260	358	338	222
06PFPP0003	MN P44	360	358	338	322
06PFPP0004	MN P54	360	458	360	322
06PFPP0005	MN P64	360	558	538	322
06PFPP0006	MN P65	460	558	538	422
06PFPP0007	MN P68/86	556	754	734	518

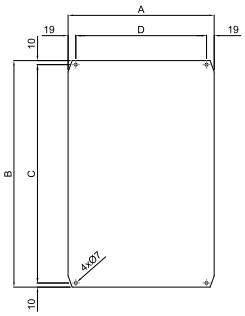

METAL

Ref.	Type	A	B	C	D	E	F
06PFPM0001	MN PM32	213	268	248	175	148	193
06PFPM0002	MN PM43	254	358	338	222	238	234
06PFPM0003	MN PM44	354	358	338	322	238	334
06PFPM0004	MN PM54	354	458	438	322	338	334
06PFPM0005	MN PM64	354	558	538	322	438	334
06PFPM0006	MN PM65	454	558	538	422	438	434
06PFPM0007	MN PM68 MN PM86	550	754	734	518	634	530

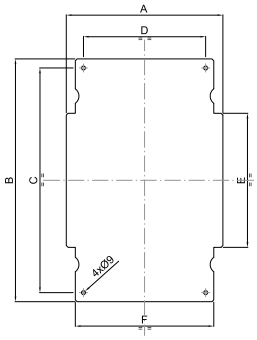

PERFORATED

Ref.	Type	A	B	C	D	E	F	G	H
06PFPF0001	MN PBR32	202	268	248	175	-	195	200	-
06PFPF0002	MN PBR43	250	358	338	222	354	243	240	160
06PFPF0003	MN PBR44	350	358	338	322	354	343	240	260
06PFPF0004	MN PBR54	350	458	438	322	454	343	340	260
06PFPF0005	MN PBR64	350	558	538	322	554	343	440	260
06PFPF0006	MN PBR65	450	558	538	422	554	443	440	360
06PFPF0007	MN PBR86	545	754	734	518	750	538	636	455
06PFPF0008	MN PBR68	754	545	518	734	538	750	455	636

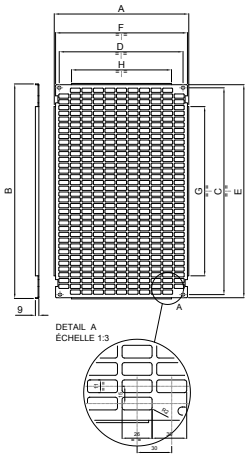



Accessories

Locking systems

All our standard enclosures are supplied with 2 double bit locks 3.0 mm. Order your enclosures with customized locking systems by simply changing the number before the last number of the product reference:

Example : 06PF4300**3**1 = enclosure 400mm height x 300mm width x 200mm Depth, manual with key lock

Locks

Wide range of locks adaptables to the enclosures.

*Transform the number before the last one of reference to choose the type of locking device.

	Double bit lock 3,0 mm (standard)	Triangular screw 11 mm	Manual with key lock	Padlock **Inox** Ref. 06PFCR0005 **Galvanized steel** Consult us
Ref. accessories	06PFCR0001	06PFCR0002	06PFCR0003	
Ref. mounted*	06PFXXXX**0**X	06PFXXXX**2**X	06PFXXXX**3**X	

Swing-handle

Wide range of locking devices with swing handle to suit the complete range of enclosures.

Various locks & keys possible (example : 455/405/1242E/421...)

	Double bit lock	Cylinder & key locked	Without Cylinder & key	Triangular 11 mm	Triangular 11 mm + padlocking handle
Ref. accessories	06PFCR0006	06PFCR0007	06PFCR0008	06PFCR0009	06PFCR0010
Ref. mounted*	06PFxxxx**0**x	06PFxxxx**7**x	06PFxxxx**8**x	06PFxxxx**9**x	06PFxxxx**10**x

Surface mounting

Wall fixing set. Directly to the wall by the means of head-insulated screws.

Set of 4 adjustable brackets

Ref. 06PFAD0001

Ref. 06PFAD0002

Nuts

To fix devices with the help of perforated mounting plate.

Nut M4 Ref. 06PFAD0003
Nut M5 Ref. 06PFAD0004
Nut M6 Ref. 06PFAD0005

Adjustable base plate

Set of four profiles for the adjustement of the base plate, to different depths.
Made of galvanized steel.
Fast fixing to the enclosure.

Enclosure kit for :

MN 432, 442 & 542	Ref. 06PFAD0006
MN 642 & 652	Ref. 06PFAD0007
MN 863	Ref. 06PFAD0008

Ventilation device

To allow ventilation in the enclosure.

(Two air vents must be mounted per enclosure to ensure the correct air circulation)

Little size RAL 7035 x1
Ref. 06PEAD0001
Big size RAL 7035 x2
Ref. 06PEAD0002

IP54 150x150mm x1
Ref. 06PEAD0003

Shutters

Set of shutters enabling partial covering of the window for automatic fuses.
Made of a self-extinguishing and isolating material. Fast fixing.



Set of 3 pieces of 1 module and 2 pieces of ½ module.
Ref. 06PNAD0001

Drain valve

Enabling drainage of possible condensation.
Made of polyester.

For all types of enclosures.
Ref. 06PNAD0002

Dimensional

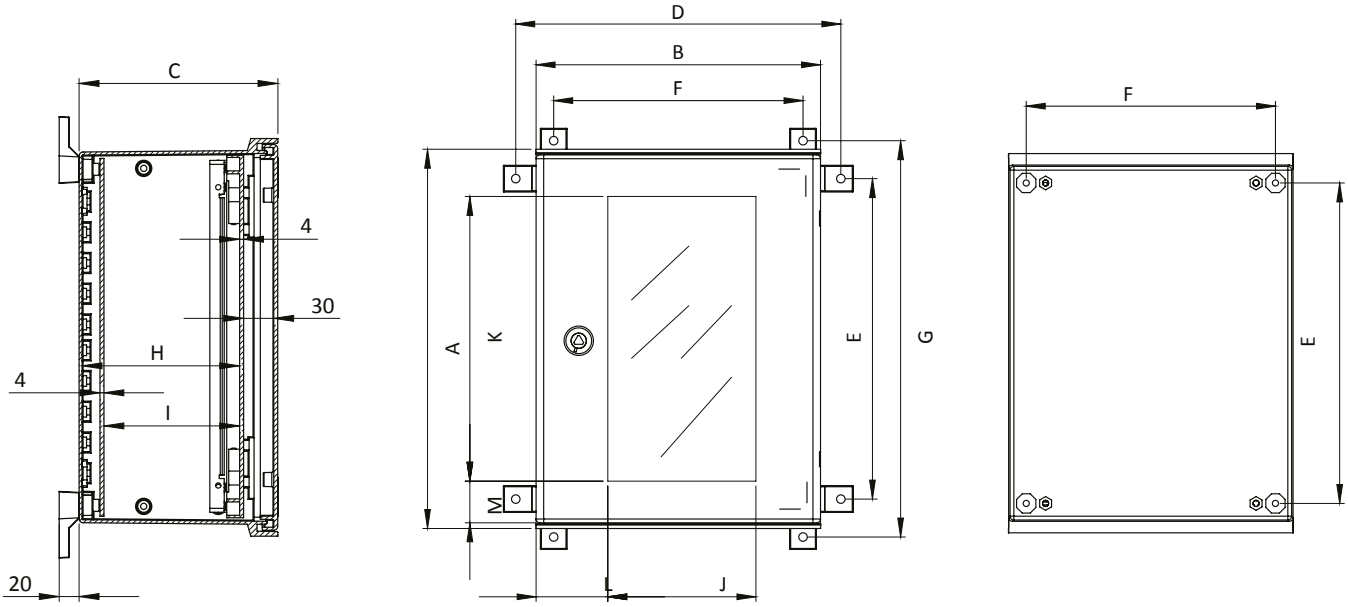

Enclosure dimensions (mm)

Reference	Type	A (mm)	B	C	D	E	F	G	H	I	J	K	L	M
06PF320001	MN 321	300	250	140	297	248	215	330	-	-	115	220	75	35,5
06PF430001	MN 432	400	300	200	344	338	262	420	158	138	121	281	89,5	53
06PF440001	MN 442	400	400	200	444	338	362	420	158	138	221	281	89,5	53
06PF540001	MN 542	500	400	200	444	438	362	520	158	138	221	381	89,5	53
06PF640001	MN 642	600	400	230	444	538	362	620	187	167	221	481	89,5	53
06PF650001	MN 652	600	500	230	544	538	462	620	187	167	321	481	89,5	53
06PF680001	MN 683	600	800	300	816	558	734	640	257	237	621	481	89,5	53
06PF860001	MN 863	800	600	300	640	734	558	816	257	237	421	681	89,5	53

MAXIPOL System

TOTAL MODULAR POLYESTER CONSTRUCTION

Grey color RAL **7035**

Also available in Beige, Dark grey or Green. As an option, possibility to paint the enclosure with any color.

Type of hinges

Internal hinges allow the door to be opened 105º.

Polyurethane gasket

Preformed and premounted throughout the range.

As an option, possibility to get 180° opening hinges.

Back plate fixing

All models include brackets for fixing the back plate.

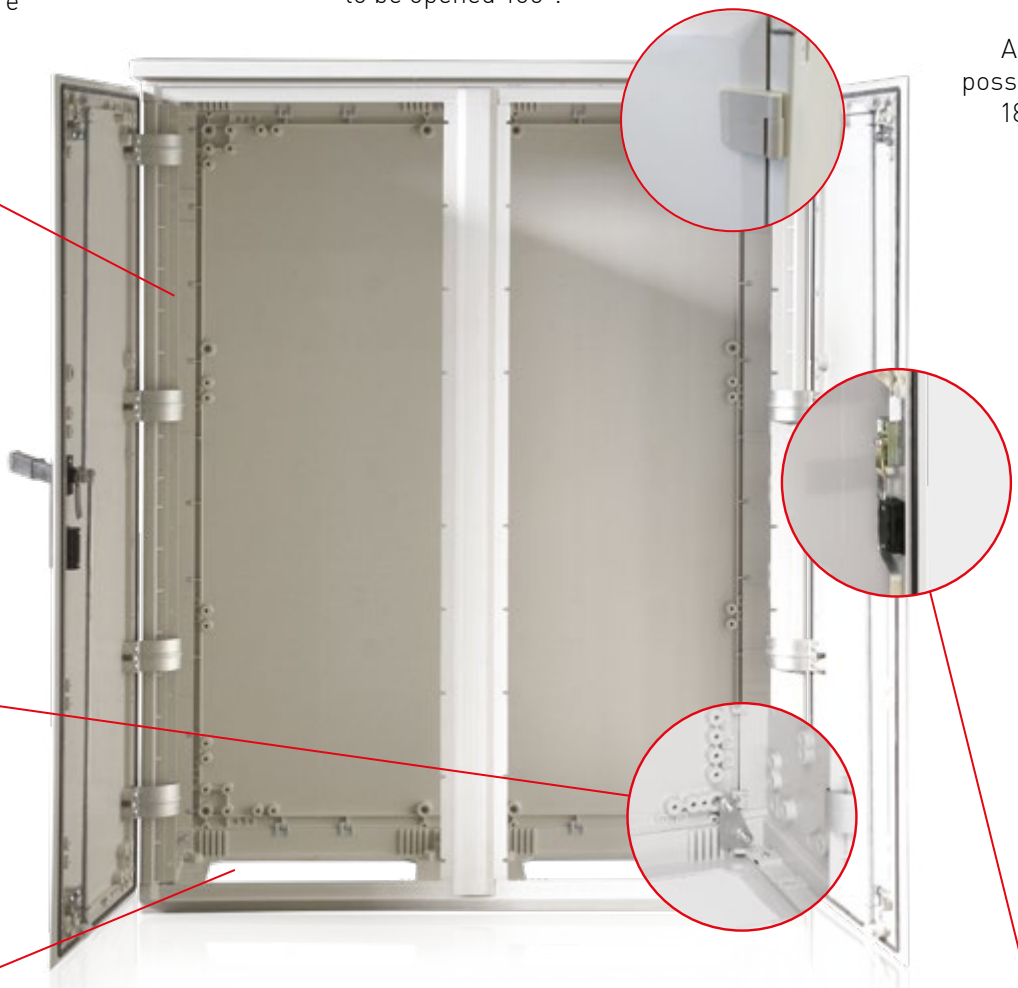

Plate support

Allows the fixation plates.

Equipped on all standard enclosures.

Customization

Custom-made manufacturing

Locking systems

3-point locking mechanism operated by swing-handle.
Different profile half cylinder locks. See p22

Modular : Total flexibility

The enclosure modules can be fitted allowing many different combinations:

Vertical

Horizontal

Back to back

Painted steel custom-made roofs adapted to all your combinations.

Degrees of protection

- **IP55** according to IEC 60529
- **IK10** according to IEC 62262 (standard)
- **IK08** according to IEC 62262 (glazed window)

Self-extinguishing

to 960° C

Top cover modules

- Flat top **(IP55)**
- Rain canopy, front and back ventilation **(IP43 or IP55 on request)**

Two depths

300 and 420 mm.
For electronics, 19" racks, public lighting, etc

Technical data		
Fibreglass reinforced polyester Enclosure (GRP)	RAL-7035 colour	IEC 62208
Double Insulation	Classe II	IEC-62262
Mechanical (Impact) Resistance	IK10	IEC-60529
Protection against dust-water	IP-55	EN 60439-1
Thermal Class	A	UNE-21305
Self extinguishing material	960° C	IEC 60695-2
Temperature Range	-30° +105° C	IEC 60670
Rated Voltage	1000V	IEC 60439-5

Fixing systems

Wall-mounting

Floor standing

Pole mounting

Range of products

ENCLOSURES

	Dimensions (mm)	Height x Width → / Depth ↓	500x500	500x750	750x500
		300	MX 553 06PG220001	MX 573 06PG230001	MX 753 06PG320001
		420	MX 554 06PH220001	MX 574 06PH230001	MX 754 06PH320001

ACCESSORIES

	Polyester mounting plate	300 / 420	PMX55 06PGPP0001	PMX57 06PGPP0002	PMX75 06PGPP0003
	Metallic mounting plate	300 / 420	PMMX55 06PGPM0001	PMMX57 06PGPM0002	PMMX75 06PGPM0003
	Galvanised steel frame	300	MA MX3/500 06PGMM0001	MA MX3/750 06PGMM0002	MA MX3/500 06PGMM0001
		420	MA MX4/500 06PHMM0001	MA MX4/750 06PHMM0002	MA MX4/500 06PHMM0001
	Polyester plinth, 60 mm height	300	ZP MX3/500 06PGZP0001	ZP MX3/750 06PGZP0002	ZP MX3/500 06PGZP0001
		420	ZP MX4/500 06PHZP0001	ZP MX4/750 06PHZP0002	ZP MX4/500 06PHZP0001
	Metallic plinth, 85 mm height	300	ZM MX3/500 06PGZM0001	ZM MX3/750 06PGZM0002	ZM MX3/500 06PGZM0001
		420	ZM MX4/500 06PHZM0001	ZM MX4/750 06PHZM0002	ZM MX4/500 06PHZM0001
	Polyester pedestal with hinged door, 500 mm height, to facilitate the fitting and control of cables	300	ZS MX3/500 06PGPS0001	ZS MX3/750 06PGPS0002	ZS MX3/500 06PGPS0001
		420	ZS MX4/500 06PHPS0001	ZS MX4/750 06PHPS0002	ZS MX4/500 06PHPS0001
	Polyester built-in floor pedestal with hinged door, 375 mm height	300	ZE MX3/500 06PGPE0001	ZE MX3/750 06PGPE0002	ZE MX3/500 06PGPE0001
		420	ZE MX4/500 06PHPE0001	ZE MX4/750 06PHPE0002	ZE MX4/500 06PHPE0001
	Floor brackets	300			
		420			
	Pole mounting Order with the corresponding accessory bracket: 06PGAD0001 or 06PGAD0003		06PFFP0012	06PFFP0013	06PFFP0012

Options

Enclosures are also available with:

06PXXXXXX**1** → Standard
06PXXXXXX**2** → Bottom opening
06PXXXXXX**3** → Rain canopy
06PXXXXXX**4** → Glazed door
06PXXXXXX**5** → Bottom opening + rain canopy
06PXXXXXX**6** → Bottom opening + glazed door
06PXXXXXX**7** → Glazed door + rain canopy
06PXXXXXX**8** → Bottom opening + glazed door + rain canopy

750x750	750x1000*	1000x500	1000x750	1000x1000*	1250x500	1250x750	1250x1000*	1250x1250*
MX 773 06PG330001	MX 7103/2P* 06PG340001	MX 1053 06PG420001	MX 1073 06PG430001	MX 10103/2P* 06PG440001	MX 1253 06PG520001	MX 1273 06PG530001	MX 12103/2P* 06PG540001	MX 12123/2P* 06PG550001
MX 774 06PH330001	MX 7104/2P* 06PH340001	MX 1054 06PH420001	MX 1074 06PH430001	MX 10104/2P* 06PH440001	MX 1254 06PH520001	MX 1274 06PH530001	MX 12104/2P* 06PH540001	MX 12124/2P* 06PH550001
PMX77 06PGPP0004	PMX710 06PGPP0005	PMX105 06PGPP0006	PMX107 06PGPP0007	PMX1010 06PGPP0008	PMX125 06PGPP0009	PMX127 06PGPP0010	On request	On request
PMMX77 06PGPM0004	PMMX710 06PGPM0005	PMMX105 06PGPM0006	PMMX107 06PGPM0007	PMMX1010 06PGPM0008	PMMX125 06PGPM0009	PMMX127 06PGPM0010	On request	On request
MA MX3/750 06PGMM0002	MA MX3/1000 06PGMM0003	MA MX3/500 06PGMM0001	MA MX3/750 06PGMM0002	MA MX3/1000 06PGMM0003	MA MX3/500 06PGMM0001	MA MX3/750 06PGMM0002	MA MX3/1000 06PGMM0003	MA MX3/1250 06PGMM0004
MA MX4/750 06PHMM0002	MA MX4/1000 06PHMM0003	MA MX4/500 06PHMM0001	MA MX4/750 06PHMM0002	MA MX4/1000 06PHMM0003	MA MX4/500 06PHMM0001	MA MX4/750 06PHMM0002	MA MX4/1000 06PHMM0003	MA MX4/1250 06PHMM0004
ZP MX3/750 06PGZP0002	ZP MX3/1000 06PGZP0003	ZP MX3/500 06PGZP0001	ZP MX3/750 06PGZP0002	ZP MX3/1000 06PGZP0003	ZP MX3/500 06PGZP0001	ZP MX3/750 06PGZP0002	ZP MX3/1000 06PGZP0003	ZP MX3/1250 06PGZP0004
ZP MX4/750 06PHZP0002	ZP MX4/1000 06PHZP0003	ZP MX4/500 06PHZP0001	ZP MX4/750 06PHZP0002	ZP MX4/1000 06PHZP0003	ZP MX4/500 06PHZP0001	ZP MX4/750 06PHZP0002	ZP MX4/1000 06PHZP0003	ZP MX4/1250 06PHZP0004
ZM MX3/750 06PGZM0002	ZM MX3/1000 06PGZM0003	ZM MX3/500 06PGZM0001	ZM MX3/750 06PGZM0002	ZM MX3/1000 06PGZM0003	ZM MX3/500 06PGZM0001	ZM MX3/750 06PGZM0002	ZM MX3/1000 06PGZM0003	ZM MX3/1250 06PGZM0004
ZM MX4/750 06PHZM0002	ZM MX4/1000 06PHZM0003	ZM MX4/500 06PHZM0001	ZM MX4/750 06PHZM0002	ZM MX4/1000 06PHZM0003	ZM MX4/500 06PHZM0001	ZM MX4/750 06PHZM0002	ZM MX4/1000 06PHZM0003	ZM MX4/1250 06PHZM0004
ZS MX3/750 06PGPS0002	ZS MX3/1000 06PGPS0003	ZS MX3/500 06PGPS0001	ZS MX3/750 06PGPS0002	ZS MX3/1000 06PGPS0003	ZS MX3/500 06PGPS0001	ZS MX3/750 06PGPS0002	ZS MX3/1000 06PGPS0003	ZS MX3/1250 06PGPS0004
ZS MX4/750 06PHPS0002	ZS MX4/1000 06PHPS0003	ZS MX4/500 06PHPS0001	ZS MX4/750 06PHPS0002	ZS MX4/1000 06PHPS0003	ZS MX4/500 06PHPS0001	ZS MX4/750 06PHPS0002	ZS MX4/1000 06PHPS0003	ZS MX4/1250 06PHPS0004
ZE MX3/750 06PGPE0002	ZE MX3/1000 06PGPE0003	ZE MX3/500 06PGPE0001	ZE MX3/750 06PGPE0002	ZE MX3/1000 06PGPE0003	ZE MX3/500 06PGPE0001	ZE MX3/750 06PGPE0002	ZE MX3/1000 06PGPE0003	ZE MX3/1250 06PGPE0004
ZE MX4/750 06PHPE0002	ZE MX4/1000 06PHPE0003	ZE MX4/500 06PHPE0001	ZE MX4/750 06PHPE0002	ZE MX4/1000 06PHPE0003	ZE MX4/500 06PHPE0001	ZE MX4/750 06PHPE0002	ZE MX4/1000 06PHPE0003	ZE MX4/1250 06PHPE0004
	MX3 CF 06PGEF0001	(Set of 2 pieces)						
	MX4 CF 06PHEF0001	(Set of 2 pieces)						
06PFFP0013	-	06PFFP0012	06PFFP0013	-	06PFFP0012	06PFFP0013	-	-

* Two door enclosures are supplied with a central doorpost piece.
On request it can be fixed, removable or integrated.

Packaging information. See p30-35

Example :

06PG2300**43** = enclosure 500mm height x 750mm width x 300mm depth, triangular 11mm lock and rain canopy.

Accessories

Locking systems

All our standard enclosures are supplied with 2 double bit locks 3.0 mm. Order your enclosures with customized locking systems by simply changing the number before the last number of the product reference:

Example : 06PG2300**43** = enclosure 500mm height x 750mm width x 300mm depth, triangular 11mm lock and rain canopy

Swing-handle

Wide range of locking devices with swing handle to suit the complete range of enclosures.

*Transform the number before the last one of reference to choose the type of locking device.

	Double bit lock	Cylinder & key locked	Without Cylinder & key	Triangular 11 mm	Triangular 11 mm + padlocking handle
Ref. accessories	06PGCR0001	06PGCR0002	06PGCR0003	06PGCR0004	06PGCR0005
Ref. mounted*	06PXXXXX0X	06PXXXXX2X	06PXXXXX3X	06PXXXXX4X	06PXXXXX5X

Wall fixing lugs (Set of 4 pieces)

For standard enclosures
& for enclosures with rain canopy:

Galvanized (standard) :
Ref. 06PGAD0001

Galvanized (with rain canopy) :
Ref. 06PGAD0003

Door stop

Maximum door opening angle 105°.

Ref. 06PGAD0005

Ventilation device

To allow ventilation in the enclosure.
Made of polyester.
(Two air vents must be mounted per enclosure to ensure the correct air circulation)

Device
RAL 7035
Ref. 06PEAD0002

IP54 device
150x150mm
Ref. 06PEAD0003

Document pocket

Self-adhesive.

Ref. 06PGAD0006

Step slides

Set of 4 step slides with brackets allowing continuous depth adjustment of the mounting plate.:

For enclosures 300 mm depth:
Ref. 06PGAD0007

For enclosures 420 mm depth:
Ref. 06PHAD0001

Dimensional

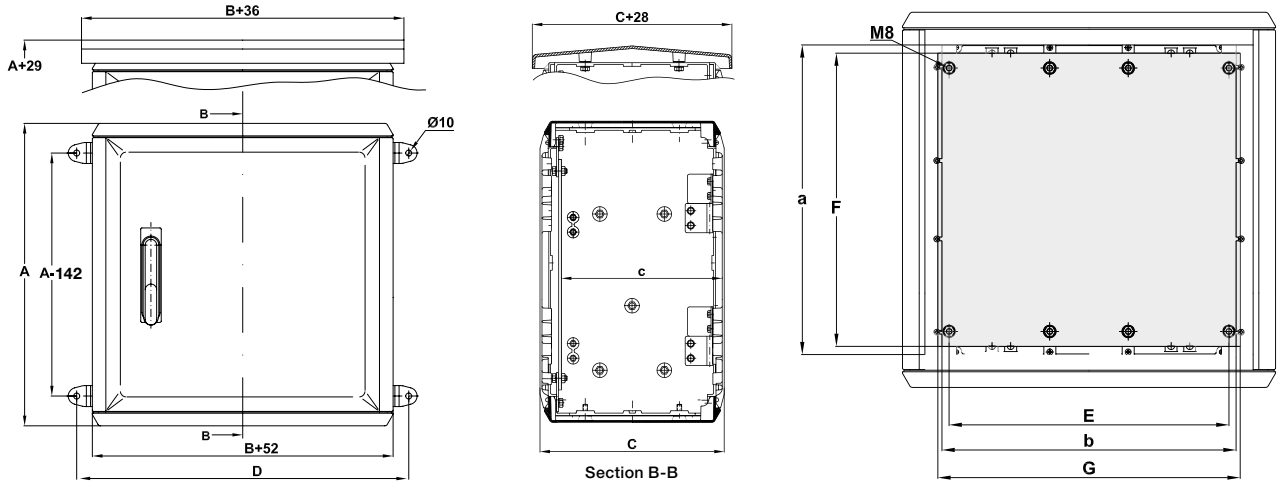

Designation	A	a	B	b	C	c	D	E	F	G
	Enclosure dimensions (mm)								Mounting plate (mm)	
MX 553 / MX 554	510	412	500	405	312/420	274/382	605	375	393	405
MX 573 / MX 574	510	412	750	655	312/420	274/382	855	625	393	655
MX 753 / MX 754	760	662	500	405	312/420	274/382	605	375	643	405
MX 773 / MX 774	760	662	750	655	312/420	274/382	855	625	643	655
MX 7103/2P / MX 7104/2P	760	662	1000	905	312/420	274/382	1105	875	643	905
MX 1053 / MX 1054	1010	912	500	405	312/420	274/382	855	375	893	405
MX 1073 / MX 1074	1010	912	750	655	312/420	274/382	855	625	893	655
MX 10103/2P / MX 10104/2P	1010	912	1000	905	312/420	274/382	1005	875	893	905
MX 1253 / MX 1254	1260	1162	500	405	312/420	274/382	605	375	1143	405
MX 1273 / MX 1274	1260	1162	750	655	312/420	274/382	855	625	1143	655
MX 12103/2P / MX 12104/2P	1260	1162	1000	905	312/420	274/382	1105	875	1143	905
MX 12123/2P / MX 12124/2P	1260	1162	1250	1155	312/420	274/382	1305	1125	1143	1155

TPD System

COST EFFECTIVE POLYESTER ENCLOSURES

Grey color RAL 7035

Type of hinges

Removable internal hinges allow the door to be opened 180º.

Roof

Roof with natural ventilation provided for the whole range.

Plate Support

Allows the fixation of plates.

Equipped on all standard enclosures.

3-point locking mechanism operated by swing-handle. Different profile half cylinder locks.

Customization

Save assembly costs by requesting our custom build service.
Customized base plates manufactured on demand.

Locking systems

Degrees of protection

- **IP43** according to IEC 60529
- **IK10** according to IEC 62262

Self-extinguishing

to 850° C

Range of products

These GRP range of enclosures have been designed to offer a maximum of flexibility for the integration of components and be adapted to all types of fixtures.

Enclosures dimensions (mm) Height x Width → / Depth ↓	535x535	535x750	790x750	1040x535	1040x750
310	TPD 55 **0472010**	TPD 57 **0472011**	TPD 77 **0472012**	TPD 105 **0472013**	TPD 107 **0472014**

Packaging information. See p30-35

Mounting plates (mm)

Reference	H x W x D
0976830-ST	410x410x4
0976835-ST	410x660x4
0976873-ST	660x660x4
0976840-ST	900x410x4
0976418-ST	900x660x4

Technical data		
Fibreglass reinforced polyester Enclosure (GRP)	RAL-7035 colour	IEC 62208
Double Insulation	Classe II	EN 60439-1
Mechanical (Impact) Resistance	IK10	IEC-62262
Protection against dust-water	IP-43	IEC-60529
Self extinguishing material	850° C	IEC 60695-2
Temperature Range	-30° +105° C	IEC 60670
Rated Voltage	1000V	IEC 60439-5

Accessories

Ventilation device
Ref. 0976056

Wall-mounting brackets
Ref. 0947194

Padlock
Ref. 0947036

DIN System

POLYESTER ENCLOSURES

Reference	Designation	Size (H x W x D)	Ref. enclosure	Ref. pedestal
0472419	DIN 00	1755 x 455 x 320	0472419-C	0472419-Z
0472420	DIN 0	1755 x 590 x 320	0472420-C	0472420-Z
0472421	DIN 1	1755 x 785 x 320	0472421-C	0472421-Z
0472422	DIN 2	1755 x 1115 x 320	0472422-C	0472422-Z

- admit up: 4 BTVC/BTVA NH1-2-3 (100 mm between BTV's) and 3 BTVC/BTVA NH1-2-3 (120 mm) DIN 0,
- admit up: 5 BTVC/BTVA NH1-2-3 (100 mm between BTV's) and 4 BTVC/BTVA NH1-2-3 (120 mm) DIN 1,
- admit up: 7 BTVC/BTVA NH1-2-3 (100 mm between BTV's) and 6 BTVC/BTVA NH1-2-3 (120 mm) DIN 2,
- admit up: 10 BTVC/BTVA NH1-2-3 (100 mm between BTV's) and 9 BTVC/BTVA NH1-2-3 (120 mm)

Degrees of protection

- **IP44** according to IEC 60529
- **IK00** according to IEC 62262

Self-extinguishing

to 850° C

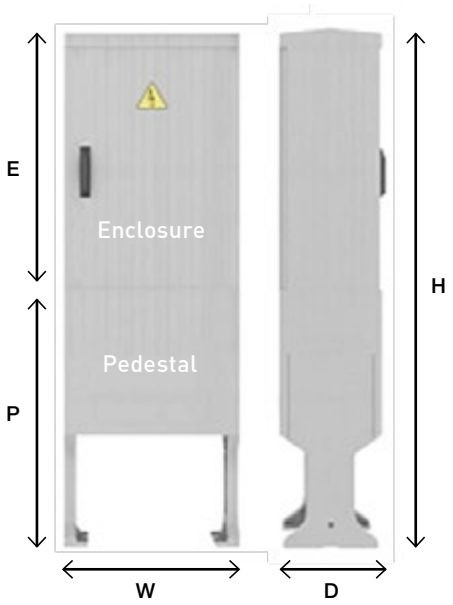

Enclosure		Pedestal	
Reference	Size (E x W x D) mm	Reference	Size (P x W x D) mm
0472419-C	855 x 455 x 320	0472419-Z	900 x 455 x 320
0472420-C	855 x 590 x 320	0472420-Z	900 x 590 x 320
0472421-C	855 x 785 x 320	0472421-Z	900 x 785 x 320
0472422-C	855 x 1115 x 320	0472422-Z	900 x 1115 x 320

In addition to the supply of DIN enclosures, we manufacture a wide range of DIN fuses-way.
Please refer to our dedicated catalogue

Technical data		
Fibreglass reinforced polyester Enclosure (GRP)	RAL-7035 (optional in 7032)	IEC 62208
Double Insulation	Classe II	EN 60439-1
Mechanical (Impact) Resistance	IK00	IEC-62262
Protection against dust-water	IP-44	IEC-60529
Self extinguishing material	850° C	IEC 60695-2
Temperature Range	-30° +105° C	IEC 60670
Rated Voltage	1000V	IEC 60439-5

Accessories

Ventilation device
Ref. 0976056

Document pocket
Ref. 0947194

Customization capacity and services

Our catalogue offers a wide range of empty enclosures for all types of applications in various sectors : industry, distribution networks, tertiary...

To meet the needs of our customers, we have a dedicated department proposing the following services:

> PAINTING ENCLOSURES

On specific requests we can realize any specific coating and painting for all our enclosures ranges.
Please, consult us for this optional service.

> CUSTOM-MADE ENCLOSURES FOLLOWING YOUR TECHNICAL DRAWINGS

All our enclosures have been designed and developed to be used for many applications. The enclosures can be equipped with different accessories, cable glands, ventilation valves and fixation systems for any type of equipment.

We realize the full customization depending on your needs and requirements.



> THE CUSTOMIZATION OF YOUR MOUNTING PLATES

The metal or polyester mounting plates allow to mount any type of equipment inside the enclosures.
We manage the different holes for easy assembly of your equipment inside the enclosures.



> A WIDE RANGE OF ACCESSORIES AND EQUIPMENT

We are a major player in electrical distribution equipment, we design and manufacture a wide range of accessories and equipment to be integrated inside our enclosures according to your needs.
We can provide you with a full range of equipment and solutions.

Fuse holder solutions 22x58, T00,T1,T2,T3 with our without protection IP2X

Cable glands

Lead terminals for sections 6-240² copper and aluminum

DIN fuse ways

> OUR CAPACITY TO OFFER FULLY EQUIPPED CUSTOMIZED ENCLOSURES

Our industrial capacity allows us to propose fully prewired and equipped solutions.

As well, we can study your metallic enclosure projects and offer you any type of metallic enclosure ou specific request.



> R&D DEPARTMENT READY TO ASSIST YOU ON ANY SPECIFIC PROJECT

We bring our expertise, our R&D tools and certifications to assist you in developing new solutions.
Please send us your requirements including technical specifications, date sheets and we will provide you with a customized offer.



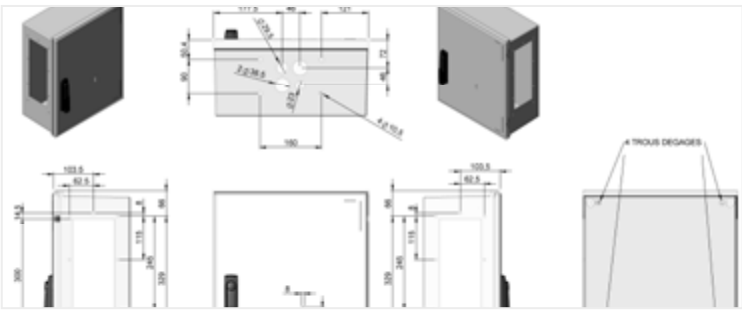

Technical drawing project based

References & packaging information

COMBIESTER range

Reference	Designation	Packing dimensions	Unitary weight (kg)	Pallet		Page
				Quantity	Size	
06CCTT15S0	MH 15	546x286x145	0,35	528	1200x800x2168	8
06CCTT21S0	MH 21	550x375x145	0,44	448	1200x800x2168	8
06CCTT22S0	MH 22	550x375x145	0,50	336	1200x800x2168	8
06CCTT31S0	MH 31	546x286x145	0,58	264	1200x800x2168	8
06CCTT32B0	MH 32-B	550x375x191	1,18	160	1200x800x2048	8
06CCTT32S0	MH 32	550x375x191	1,27	160	1200x800x2048	8
06CCTT33S0	MH 33	555x550x185	1,64	112	1200x800x2173	8
06CCTT34S0	MH 34	550x375x191	1,98	80	1200x800x2048	8
06CCTT34A0	MH 34-A	730x548x215	2,03	72	1200x800x2073	8
06CCTT42S0	MH 42	730x375x191	1,31	120	1200x800x2048	9
06CCTT44S0	MH 44	730x375x191	2,42	60	1200x800x2048	9
06CCTT44A0	MH 44-A	730x375x215	2,56	54	1200x800x2073	9
06CCTT63S0	MH 63	555x550x185	2,67	56	1200x800x2173	9
06CCTT63A0	MH 63-A	555x550x215	2,96	48	1200x800x2073	9
06CCTT64S0	MH 64	550x375x191	3,62	40	1200x800x2048	9
06CCTT64A0	MH 64-A	730x548x215	3,75	36	1200x800x2073	9
06CCTT66S0	MH 66	555x550x185	5,21	28	1200x800x2173	9
06CCTT66A0	MH 66-A	555x550x215	5,44	24	1200x800x2073	9
06CCTT84A0	MH 84-A	730x375x215	4,15	27	1200x800x2073	9
06CCTT86A0	MH 86-A	730x548x215	7,29	18	1200x800x2073	9

06CCTO15S0	MHO 15	546x286x145	0,35	528	1200x800x2168	8
06CCTO21S0	MHO 21	550x375x145	0,44	448	1200x800x2168	8
06CCTO22S0	MHO 22	550x375x145	0,50	336	1200x800x2168	8
06CCTO31S0	MHO 31	546x286x145	0,58	264	1200x800x2168	8
06CCTO32B0	MHO 32B	550x375x191	1,18	160	1200x800x2048	8
06CCTO32S0	MHO 32	550x375x191	1,27	160	1200x800x2048	8
06CCTO33S0	MHO 33	555x550x185	1,64	112	1200x800x2173	8
06CCTO34S0	MHO 34	550x375x191	1,98	80	1200x800x2048	8
06CCTO34A0	MHO 34-A	730x548x215	2,03	72	1200x800x2073	8
06CCTO42S0	MHO 42	730x375x191	1,31	120	1200x800x2048	9
06CCTO44S0	MHO 44	730x375x191	2,42	60	1200x800x2048	9
06CCTO44A0	MHO 44-A	730x375x215	2,56	54	1200x800x2073	9
06CCTO63S0	MHO 63	555x550x185	2,67	56	1200x800x2173	9
06CCTO63A0	MHO 63-A	555x550x215	2,96	48	1200x800x2073	9
06CCTO64S0	MHO 64	550x375x191	3,62	40	1200x800x2048	9
06CCTO64A0	MHO 64-A	730x548x215	3,75	36	1200x800x2073	9
06CCTO66S0	MHO 66	555x550x185	5,21	28	1200x800x2173	9
06CCTO66A0	MHO 66-A	555x550x215	5,44	24	1200x800x2073	9
06CCTO84A0	MHO 84-A	730x375x215	4,15	27	1200x800x2073	9
06CCTO86A0	MHO 86-A	730x548x215	7,29	18	1200x800x2073	9

06CCTF15S0	MHF 15	546x286x145	0,35	528	1200x800x2168	8
06CCTF21S0	MHF 21	550x375x145	0,44	448	1200x800x2168	8
06CCTF22S0	MHF 22	550x375x145	0,50	336	1200x800x2168	8
06CCTF31S0	MHF 31	546x286x145	0,58	264	1200x800x2168	8
06CCTF32B0	MHF 32B	550x375x191	1,18	160	1200x800x2048	8
06CCTF32S0	MHF 32	550x375x191	1,27	160	1200x800x2048	8
06CCTF33S0	MHF 33	555x550x185	1,64	112	1200x800x2173	8
06CCTF34S0	MHF 34	550x375x191	1,98	80	1200x800x2048	8
06CCTF34A0	MHF 34-A	730x548x215	2,03	72	1200x800x2073	8
06CCTF42S0	MHF 42	730x375x191	1,31	120	1200x800x2048	9
06CCTF44S0	MHF 44	730x375x191	2,42	60	1200x800x2048	9
06CCTF44A0	MHF 44-A	730x375x215	2,56	54	1200x800x2073	9
06CCTF63S0	MHF 63	555x550x185	2,67	56	1200x800x2173	9
06CCTF63A0	MHF 63-A	555x550x215	2,96	48	1200x800x2073	9
06CCTF64S0	MHF 64	550x375x191	3,62	40	1200x800x2048	9
06CCTF64A0	MHF 64-A	730x548x215	3,75	36	1200x800x2073	9
06CCTF66S0	MHF 66	555x550x185	5,21	28	1200x800x2173	9
06CCTF66A0	MHF 66-A	555x550x215	5,44	24	1200x800x2073	9
06CCTF84A0	MHF 84-A	730x375x215	4,15	27	1200x800x2073	9
06CCTF86A0	MHF 86-A	730x548x215	7,29	18	1200x800x2073	9

COMBIESTER range

ACCESSORIES

Self-extinguishable **polyester** mounting plate

Self-extinguishable **bakelite** mounting plate

metal mounting plate

Reference	Designation	Packing dimensions	Unitary weight (kg)	Pallet		Page
				Quantity	Size	
06CCTP32S0	MHP 32	550x375x191	1,6	160	1200x800x2048	8
06CCTP33S0	MHP 33	555x550x185	2,1	112	1200x800x2173	8
06CCTP34S0	MHP 34	550x375x191	2,4	80	1200x800x2048	8
06CCTP63S0	MHP 63	555x550x185	3,1	56	1200x800x2173	9
06CCTP64S0	MHP 64	550x375x191	4,1	40	1200x800x2048	9
06CARP3400	FLANGES TO INCREASE MH34	-	-	-	-	8
06CARP4400	FLANGES TO INCREASE MH44	-	-	-	-	9
06CARP6300	FLANGES TO INCREASE MH63	-	-	-	-	9
06CARP6400	FLANGES TO INCREASE MH64	-	-	-	-	9
06CARP6600	FLANGES TO INCREASE MH66	-	-	-	-	9
06CAPP2100	PPP MH 21	-	-	-	-	8
06CAPP3100	PPP MH 31	-	-	-	-	8
06CAPP3200	PPP MH 32	-	-	-	-	8
06CAPP3300	PPP MH 33	-	-	-	-	8
06CAPP3400	PPP MH 34	-	-	-	-	8
06CAPP4200	PM MH 42	-	-	-	-	9
06CAPP4400	PM MH 44	-	-	-	-	9
06CAPP6300	PM MH 63	-	-	-	-	9
06CAPP6400	PM MH 64	-	-	-	-	9
06CAPP6600	PM MH 66	-	-	-	-	9
06CAPP8400	PM MH 84	-	-	-	-	9
06CAPP8600	PM MH 86	-	-	-	-	9
06CAPB2100	PBQ MH 21	-	-	-	-	8
06CAPB3100	PBQ MH 31	-	-	-	-	8
06CAPB3200	PBQ MH 32	-	-	-	-	8
06CAPB3300	PBQ MH 33	-	-	-	-	8
06CAPB3400	PBQ MH 34	-	-	-	-	8
06CAPB4200	PM MH 42	-	-	-	-	9
06CAPB4400	PM MH 44	-	-	-	-	9
06CAPB6300	PM MH 63	-	-	-	-	9
06CAPB6400	PM MH 64	-	-	-	-	9
06CAPB6600	PM MH 66	-	-	-	-	9
06CAPB8400	PM MH 84	-	-	-	-	9
06CAPB8600	PM MH 86	-	-	-	-	9
06CAPM2100	PM MH 21	-	-	-	-	8
06CAPM3100	PM MH 31	-	-	-	-	8
06CAPM3200	PM MH 32	-	-	-	-	8
06CAPM3300	PM MH 33	-	-	-	-	8
06CAPM3400	PM MH 34	-	-	-	-	8
06CAPM4200	PM MH 42	-	-	-	-	9
06CAPM4400	PM MH 44	-	-	-	-	9
06CAPM6300	PM MH 63	-	-	-	-	9
06CAPM6400	PM MH 64	-	-	-	-	9
06CAPM6600	PM MH 66	-	-	-	-	9
06CAPM8400	PM MH 84	-	-	-	-	9
06CAPM8600	PM MH 86	-	-	-	-	9

References & packaging information

COMBIESTER range

Reference	Designation	Page
06CACM1000	BOX + CHASSIS CH10	8
06CACM2000	BOX + CHASSIS CH20	8
06CACM3000	BOX + CHASSIS CH30	8
06CACM4000	BOX + CHASSIS CH40	9
06CACM6000	BOX + CHASSIS CH60	9

Reference	Designation	Page
06CATM000	TC-33	10
06CATD0100	TCD-33G	10
06CATD0200	TCD-33A	10
06CATT0100	TCT-33	10
06CATL0100	SET KEY	10

Reference	Designation	Page
06CABEL0100	BAP	10
06CABM0100	BFD	10
06CABD0200	BFM	10
06CABI0100	BAM	10

Reference	Designation	Page
06PEAD0001	DV	10
06PEAD0002	DVG	10
06PNAD0002	DEVA	10

Reference	Designation	Page
06CAFM0100	OF 33	10

Reference	Designation	Page
06CAFP0100	FP 33	10

Cable sealing boxes

Reference	Designation	Page
06CACC0100	CCJ-26	10
06CACC0200	CCJ-17	10
06CABP0100	CBP	10

Reference	Designation	Page
06CAVP3300	MH 33 HINGED GLAZED DOOR	10
06CAVP3400	MH 34 HINGED GLAZED DOOR	10

Coupling frames

Reference	Designation	Page
06CACA1300	CA 135	11
06CACA1800	CA 180	11
06CACA2700	CA 270	11
06CACA3600	CA 360	11
06CACS1300	CA 135 WITHOUT GASKET	11
06CACS1800	CA 180 WITHOUT GASKET	11
06CACS2700	CA 270 WITHOUT GASKET	11
06CACS3600	CA 360 WITHOUT GASKET	11

End plates

Reference	Designation	Page
06CAPF1300	PF 135	11
06CAPF1800	PF 180	11
06CAPF2700	PF 270	11
06CAPF3600	PF 360	11
06CAPS1300	PF 135 WITHOUT GASKET	11
06CAPS1800	PF 180 WITHOUT GASKET	11
06CAPS2700	PF 270 WITHOUT GASKET	11
06CAPS3600	PF 360 WITHOUT GASKET	11

TPD range

Reference	Designation	Page
0472010	TPD 55	25
0472011	TPD 57	25
0472012	TPD 77	25
0472013	TPD 105	25
0472014	TPD 107	25

Reference	Designation	Page
0976830-ST	PLACAS 410x410x4	25
0976835-ST	PLACAS 410x660x4	25
0976873-ST	PLACAS 660x660x4	25
0976840-ST	PLACAS 900x410x4	25
0976418-ST	PLACAS 900x660x4	25

MINIPOL range

Reference	Designation	Packing dimensions	Unitary weight (kg)	Pallet		Page
				Quantity	Size	
06PF320001	MN 321	310x261x156	2,2	132	1200x800x2058	14
06PF430001	MN 432	410x311x216	3,7	48	1200x800x1898	14
06PF440001	MN 442	410x410x216	4,6	40	1200x820x1898	14
06PF540001	MN 542	516x411x216	5,5	28	1200x800x1898	14
06PF640001	MN 642	610x411x216	7,5	28	1220x822x1888	15
06PF650001	MN 652	610x510x246	8,2	18	1220x800x1668	15
06PF860001	MN 863	810x610x316	13,1	12	1220x810x2058	15

06PF430002	MN 432/3P	410x311x240	4,0	48	1200x800x2090	14
06PF440002	MN 442/3P	420x420x230	4,7	40	1200x820x2010	14
06PF540002	MN 542/3P	516x412x240	5,9	28	1200x800x2090	14
06PF640002	MN 642/3P	610x411x265	8,0	28	1220x822x2025	15
06PF650002	MN 652/3P	610x510x270	8,8	18	1220x800x1790	15
06PF680002	MN 683/3P	610x810x340	14,0	12	1220x810x2210	15
06PF860002	MN 863/3P	810x610x340	14,0	12	1220x810x2210	15

06PF320002	MN 321-V	-	-	-	-	14
06PF430003	MN 432-V	410x311x216	3,7	48	1200x800x1898	14
06PF440003	MN 442-V	410x410x216	4,6	40	1200x820x1898	14
06PF540003	MN 542-V	516x411x216	5,5	28	1200x800x1898	14
06PF640003	MN 642-V	610x411x216	7,5	28	1220x822x1888	15
06PF650003	MN 652-V	610x510x246	8,2	18	1220x800x1668	15
06PF860003	MN 863-V	810x610x316	13,1	12	1220x810x2058	15

06PF430004	MN 432/3P-V	410x311x240	4,0	48	1200x800x2090	14
06PF440004	MN 442/3P-V	420x420x230	4,7	40	1200x820x2010	14
06PF540004	MN 542/3P-V	516x412x240	5,9	28	1200x800x2090	14
06PF640004	MN 642/3P-V	610x411x265	8,0	28	1220x822x2025	15
06PF650004	MN 652/3P-V	610x510x270	8,8	18	1220x800x1790	15
06PF680004	MN 683/3P-V	610x810x340	14,0	12	1220x810x2210	15
06PF860004	MN 863/3P-V	810x610x340	14,0	12	1220x810x2210	15

06PFPP0001	MN P32	-	-	-	-	14
06PFPP0002	MN P43	-	-	-	-	14
06PFPP0003	MN P44	-	-	-	-	14
06PFPP0004	MN P54	-	-	-	-	14
06PFPP0005	MN P64	-	-	-	-	15
06PFPP0006	MN P65	-	-	-	-	15
06PFPP0007	MN P86	-	-	-	-	15

06PFPM0001	MN PM32	-	-	-	-	14
06PFPM0002	MN PM43	-	-	-	-	14
06PFPM0003	MN PM44	-	-	-	-	14
06PFPM0004	MN PM54	-	-	-	-	14
06PFPM0005	MN PM64	-	-	-	-	15
06PFPM0006	MN PM65	-	-	-	-	15
06PFPM0007	MN PM86	-	-	-	-	15



06PFPF0001	MN PBR32	-	-	-	-	14
06PFPF0002	MN PBR43	-	-	-	-	14
06PFPF0003	MN PBR44	-	-	-	-	14
06PFPF0004	MN PBR54	-	-	-	-	14
06PFPF0005	MN PBR64	-	-	-	-	15
06PFPF0006	MN PBR65	-	-	-	-	15
06PFPF0007	MN PBR86	-	-	-	-	15

06PFPI0001	MN-PI43	-	-	-	-	14
06PFPI0002	MN-PI44	-	-	-	-	14
06PFPI0003	MN-PI54	-	-	-	-	14
06PFPI0004	MN-PI64	-	-	-	-	15
06PFPI0005	MN-PI65	-	-	-	-	15
06PFPI0006	MN-PI86	-	-	-	-	15

References & packaging information

MINIPOL range

Reference	Designation	P
06PFCH0001	MN-CH43	14
06PFCH0002	MN-CH44	14
06PFCH0003	MN-CH54	15
06PFCH0004	MN-CH64	15
06PFCH0005	MN-CH65	15
06PFCH0006	MN-CH86/4	15
06PFCH0007	MN-CH86/5	15
06PFCT0004	MN CC-300/178	14
06PFCT0001	MN CC-400/152	14
06PFCT0005	MN CC-400/178	14
06PFCT0007	MN CC-400/202	14
06PFCT0002	MN CC-500/152	15
06PFCT0008	MN CC-500/202	15
06PFCT0003	MN CC-600/152	15
06PFCT0006	MN CC-600/178	15
06PFCT0009	MN CC-600/202	15
06PFPC0004	MN CC-300/178	14
06PFPC0001	MN PB-400/152	14
06PFPC0005	MN PB-400/178	14
06PFPC0007	MN PB-400/202	14
06PFPC0002	MN PB-500/152	15
06PFPC0008	MN PB-500/202	15
06PFPC0003	MN PB-600/152	15
06PFPC0006	MN PB-600/178	15
06PFPC0009	MN PB-600/202	15
06PFFP0006	MN FP-250	14
06PFFP0007	MN FP-300	14
06PFFP0008	MN FP-400	14
06PFFP0009	MN FP-500	15
06PFFP0010	MN FP-600	15
06PFFP0011	MN FP-800	15
06PFCR0001	MN CDB PDB	16
06PFCR0002	MN-CT	16
06PFCR0003	MN- LL	16
06PFCR0005	MN EC I	16
06PFCR0006	CDBMN	16
06PFCR0007	CLLMN	16
06PFCR0008	CLLMN-SB	16
06PFCR0009	CTMN	16
06PFCR0010	CTBCMN	16
06PFAD0001	MN TFA	16
06PFAD0002	MN SFO	16
06PFAD0003	MN CFTM4	16
06PFAD0004	MN CFTM5	16
06PFAD0005	MN CFTM6	16
06PEAD0001	DV	17
06PEAD0002	DVG	17
06PNAD0002	DEVA	17
06PFAD0006	MN PLD	16
06PFAD0007	MN PLD65	16
06PFAD0008	MN PLD86	16

MAXIPOL range

Depth: 300 mm

Depth: 420 mm

Depth: 300 mm

Open bottom

Depth: 420 mm

Open bottom

Depth: 300 mm

Rain canopy

Depth: 420 mm

Reference	Designation	Packing dimensions	Weight (kg)	Pallet		P
				Q	Size	
06PG220001	MX553	500x500x320	9,8	12	1200x800x1698	20
06PG230001	MX573	500x750x320	12,9	9	1200x800x1698	20
06PG320001	MX753	750x500x320	13,9	8	1200x800x1678	20
06PG330001	MX773	750x750x320	16,5	6	1200x800x1678	21
06PG340001	MX7103/2P	750x1000x320	23,9	4	1200x800x1678	21
06PG420001	MX1053	1000x500x320	16,8	8	1200x800x2178	21
06PG430001	MX1073	1000x750x320	21,2	6	1200x800x2178	21
06PG440001	MX10103/2P	1000x1000x320	28,2	4	1200x800x2178	21
06PG520001	MX1253	1250x500x320	21,2	4	1200x800x1408	21
06PG530001	MX1273	1250x750x320	26,4	3	1200x800x1408	21
06PG540001	MX12103/2P	1250x1000x320	34,8	2	1200x800x1408	21
06PG550001	MX12123/2P	1250x1250x320	40	2	1200x800x1408	21
06PH220001	MX554	500x500x440	11,1	12	1200x1000x1698	20
06PH230001	MX574	500x750x440	14,7	9	1215x1000x1698	20
06PH320001	MX754	750x500x440	15,29	8	1200x1000x1678	20
06PH330001	MX774	750x750x420	18,2	6	1215x1000x1678	21
06PH340001	MX7104/2P	750x1000x440	26,1	4	1200x1000x1678	21
06PH420001	MX1054	1000x500x440	18	8	1200x1000x2178	21
06PH430001	MX1074	1000x750x440	22,7	6	1215x1000x2178	21
06PH440001	MX10104/2P	1000x1000x440	30,2	4	1200x1000x2178	21
06PH520001	MX1254	1250x500x440	22,5	4	1200x1000x1408	21
06PH530001	MX1274	1250x750x440	28	3	1215x1000x1408	21
06PH540001	MX12104/2P	1250x1000x440	36,8	2	1200x1000x1408	21
06PH550001	MX12124/2P	1250x1250x440	42	2	1265x1000x1408	21
06PG220002	MX553-A	500x500x320	9,8	12	1200x800x1698	20
06PG230002	MX573-A	500x750x320	12,9	9	1200x800x1698	20
06PG320002	MX753-A	750x500x320	13,9	8	1200x800x1678	20
06PG330002	MX773-A	750x750x320	16,5	6	1200x800x1678	21
06PG340002	MX7103/2P-A	750x1000x320	23,9	4	1200x800x1678	21
06PG420002	MX1053-A	1000x500x320	16,8	8	1200x800x2178	21
06PG430002	MX1073-A	1000x750x320	21,2	6	1200x800x2178	21
06PG440002	MX10103/2P-A	1000x1000x320	28,2	4	1200x800x2178	21
06PG520002	MX1253-A	1250x500x320	21,2	4	1200x800x1408	21
06PG530002	MX1273-A	1250x750x320	26,4	3	1200x800x1408	21
06PG540002	MX12103/2P-A	1250x1000x320	34,8	2	1200x800x1408	21
06PG550002	MX12123/2P-A	1250x1250x320	40	2	1200x800x1408	21
06PH220002	MX554-A	500x500x440	11,1	12	1200x1000x1698	20
06PH230002	MX574-A	500x750x440	14,7	9	1215x1000x1698	20
06PH320002	MX754-A	750x500x440	15,29	8	1200x1000x1678	20
06PH330002	MX774-A	750x750x420	18,2	6	1215x1000x1678	21
06PH340002	MX7104/2P-A	750x1000x440	26,1	4	1200x1000x1678	21
06PH420002	MX1054-A	1000x500x440	18	8	1200x1000x2178	21
06PH430002	MX1074-A	1000x750x440	22,7	6	1215x1000x2178	21
06PH440002	MX10104/2P-A	1000x1000x440	30,2	4	1200x1000x2178	21
06PH520002	MX1254-A	1250x500x440	22,5	4	1200x1000x1408	21
06PH530002	MX1274-A	1250x750x440	28	3	1215x1000x1408	21
06PH540002	MX12104/2P-A	1250x1000x440	36,8	2	1200x1000x1408	21
06PH550002	MX12124/2P-A	1250x1250x440	42	2	1265x1000x1408	21
06PG220003	MX553-T					20
06PG230003	MX573-T					20
06PG320003	MX753-T					20
06PG330003	MX773-T					21
06PG340003	MX7103/2P-T					21
06PG420003	MX1053-T					21
06PG430003	MX1073-T					21
06PG440003	MX10103/2P-T					21
06PG520003	MX1253-T					21
06PG530003	MX1273-T					21
06PG540003	MX12103/2P-T					21
06PG550003	MX12123/2P-T					21
06PH220003	MX554-T					20
06PH230003	MX574-T					20
06PH320003	MX754-T					20
06PH330003	MX774-T					21
06PH340003	MX7104/2P-T					21

MAXIPOL range

	Reference	Designation	Page
Rain canopy	06PH420003	MX1054-T	21
	06PH430003	MX1074-T	21
	06PH440003	MX10104/2P-T	21
	06PH520003	MX1254-T	21
	06PH530003	MX1274-T	21
	06PH540003	MX12104/2P-T	21
	06PH550003	MX12124/2P-T	21
Depth: 300 mm	06PG220005	MX553-AT	20
	06PG230005	MX573-AT	20
	06PG320005	MX753-AT	20
	06PG330005	MX773-AT	20
	06PG340005	MX7103/2P-AT	20
Open bottom/ Rain canopy	06PG420005	MX1053-AT	20
	06PG430005	MX1073-AT	20
	06PG440005	MX10103/2P-AT	20
	06PG520005	MX1253-AT	20
	06PG530005	MX1273-AT	20
	06PG540005	MX12103/2P-AT	20
	06PG550005	MX12123/2P-AT	20
Depth: 420 mm	06PH220005	MX554-AT	20
	06PH230005	MX574-AT	20
	06PH320005	MX754-AT	20
	06PH330005	MX774-AT	20
	06PH340005	MX7104/2P-AT	20
Open bottom/ Rain canopy	06PH420005	MX1054-AT	20
	06PH430005	MX1074-AT	20
	06PH440005	MX10104/2P-AT	20
	06PH520005	MX1254-AT	20
	06PH530005	MX1274-AT	20
	06PH540005	MX12104/2P-AT	20
	06PH550005	MX12124/2P-AT	20
Depth: 300 mm	06PG220004	MX553-V	20
	06PG230004	MX573-V	20
	06PG320004	MX753-V	20
	06PG330004	MX773-V	20
	06PG340004	MX7103/2P-V	20
	06PG420004	MX1053-V	20
	06PG430004	MX1073-V	20
	06PG440004	MX10103/2P-V	20
Depth: 420 mm	06PH220004	MX554-V	20
	06PH230004	MX574-V	20
	06PH320004	MX754-V	20
	06PH330004	MX774-V	20
	06PH340004	MX7104/2P-V	20
	06PH420004	MX1054-V	20
	06PH430004	MX1074-V	20
	06PH440004	MX10104/2P-V	20
Open bottom	06PH220006	MX554-AV	20
	06PH230006	MX574-AV	20
	06PH320006	MX754-AV	20
	06PH330006	MX774-AV	20
	06PH420006	MX1054-AV	20
	06PH430006	MX1074-AV	20
	06PH340008	MX7104/2P-AV	20
	06PH440006	MX10104/2P-AV	20
	06PGEF0001	CFMX3 (2 u)	21
	06PHEF0001	CFMX4 (2 u)	21
Depth: 300 mm / Depth: 420mm	06PGMM0001	MA-3/500	20
	06PGMM0003	MA-3/1000	20
	06PGMM0004	MA-3/1250	20
	06PGMM0002	MA-3/750	20
	06PHMM0001	MA-4/500	20
	06PHMM0003	MA-4/1000	20
	06PHMM0004	MA-4/1250	20
	06PHMM0002	MA-4/750	20

MAXIPOL range

	Reference	Designation	Page
Depth: 300 mm / Depth: 420mm	06PGZP0001	ZP-3/500	20
	06PGZP0002	ZP-3/750	20
	06PGZP0003	ZP-3/1000	20
	06PGZP0004	ZP-3/1250	20
	06PHZP0001	ZP-4/500	20
	06PHZP0002	ZP-4/750	20
	06PHZP0003	ZP-4/1000	20
	06PHZP0004	ZP-4/1250	20
Depth: 300 mm / Depth: 420mm	06PGZM0001	ZM-3/500	20
	06PGZM0002	ZM-3/750	20
	06PGZM0003	ZM-3/1000	20
	06PGZM0004	ZM-3/1250	20
	06PHZM0001	ZM-4/500	20
	06PHZM0002	ZM-4/750	20
	06PHZM0003	ZM-4/1000	20
	06PHZM0004	ZM-4/1250	20
Depth: 300 mm / Depth: 420mm	06PGPS0001	ZS-3/500	20
	06PGPS0002	ZS-3/750	20
	06PGPS0003	ZS-3/1000	20
	06PGPS0004	ZS-3/1250	20
	06PHPS0001	ZS-4/500	20
	06PHPS0002	ZS-4/750	20
	06PHPS0003	ZS-4/1000	20
	06PHPS0004	ZS-4/1250	20
Depth: 300 mm / Depth: 420mm	06PGPE0001	ZE-3/500	20
	06PGPE0002	ZE-3/750	20
	06PGPE0003	ZE-3/1000	20
	06PGPE0004	ZE-3/1250	20
	06PHPE0001	ZE-4/500	20
	06PHPE0002	ZE-4/750	20
	06PHPE0003	ZE-4/1000	20
	06PHPE0004	ZE-4/1250	20
	06PGPP0001	PMX55	20
	06PGPP0002	PMX57	20
	06PGPP0003	PMX75	20
	06PGPP0004	PMX77	20
	06PGPP0007	PMX710	20
	06PGPP0006	PMX105	20
	06PGPP0008	PMX1010	20
	06PGPP0009	PMX125	20
	06PGPP0010	PMX127	20
	06PGPM0001	PMMX55	20
	06PGPM0002	PMMX57	20
	06PGPM0003	PMMX75	20
	06PGPM0004	PMMX77	20
	06PGPM0007	PMMX710	20
	06PGPM0006	PMMX105	20
	06PGPM0008	PMMX1010	20
	06PGPM0009	PMMX125	20
	06PGPM0010	PMMX127	20
	06PGAD0001	OFMX	22
	06PGAD0002	OFMX-I	22
	06PGAD0003	OFMX-T	22
	06PGAD0004	OFMX-TI	22
	06PGCR0001	CDBMX	22
	06PGCR0002	CLLMX	22
	06PGCR0003	CLLMX-SB	22
	06PGCR0004	CTMEX	22
	06PGCR0005	CTBCMX	22
	06PGAD0005	RPMX	22
	06PGAD0007	SDP-300	22
	06PHAD0001	SDP-420	22
	06PEAD0002	DVG	22
	06PGAD0006	PPMX	22

CAHORS

CAHORS INTERNATIONAL
ZI de Regourd • CS 90149 • 46003 Cahors cedex 9 - FRANCE
Tel. +33 (0)5 65 35 82 01 • Fax +33 (0)5 65 35 82 14
Email. sales.support@groupe-cahors.com
www.groupe-cahors.com

Réalisation : Service Marketing **CAHORS** Ref. 4.101.064R13 - 08/19 - Non binding document - Photos : Groupe Cahors, Goanda, Studio 8