

The background of the cover is a photograph of a modern glass-walled building. The left side of the image is in natural color, while the right side is overlaid with a semi-transparent red filter. In the bottom left corner, several white electrical enclosures of various sizes are displayed on a light blue surface.

Hot moulded GRP

Minipol, Maxipol, Combiester
& TPD

2024 Edition

C A T A L O G U E



CAHORS

CONNECTING ENERGY AND PEOPLE

Since 1969, CAHORS Española is designing and manufacturing polyester enclosures products and solutions for different applications such as gas/water metering, control-command, renewable energies,...

As an original manufacturer and a **very specialist in SMC (Sheet Moulding Compound) moulding**, CAHORS Española is proposing a wide range of GRP enclosures and all necessary accessories to fulfil all your requirements.

CAHORS Española, founded in 1969 and built in its actual shape from 1975, is the oldest subsidiary of Groupe CAHORS, and has today two production sites located in Spain (Figueres and La Roca).

CAHORS Española is composed of 200 people and has an international presence around the world, mainly in Europe, Africa, South America and Asia.



Flash this code
and discover our video
of manufacturing

.....
10
million
boxes sold
throughout the world



.....
4500
tons
of SMC produced
every year
.....



CAHORS, the SMC composite specialist

CAHORS has been using glass-fiber reinforced polyester composite to manufacture its products since the 1970s.

Production of this composite material is possible thanks to **more than 40 years' expertise** in chemical composition, **SMC (Sheet Molding Compound)** manufacture and hot pressing. The resulting composite material, known as SMC, is a type of Glass Reinforced Plastic (GRP).

SMC is **extremely robust in outside environments**. It is **not affected by corrosion** and has good heat resistance, while its glass-fiber reinforced composition means it has excellent resistance to mechanical shocks.

SMC vs. Thermoplastics

Unlike thermoplastics, **SMC does not weaken under the effect of a heat source or melt when exposed to flame, thereby preventing the spread of fire**. SMC also has good resistance to standard solvents as well as alkaline agents.



Double insulation



Non-hygroscopic



Easily machinable



Resistant to weather conditions



Resistant to corrosion



Resistant to impact



Light



Self-extinguishing

CAHORS

Customized solutions
for each application!



Renewable
energies



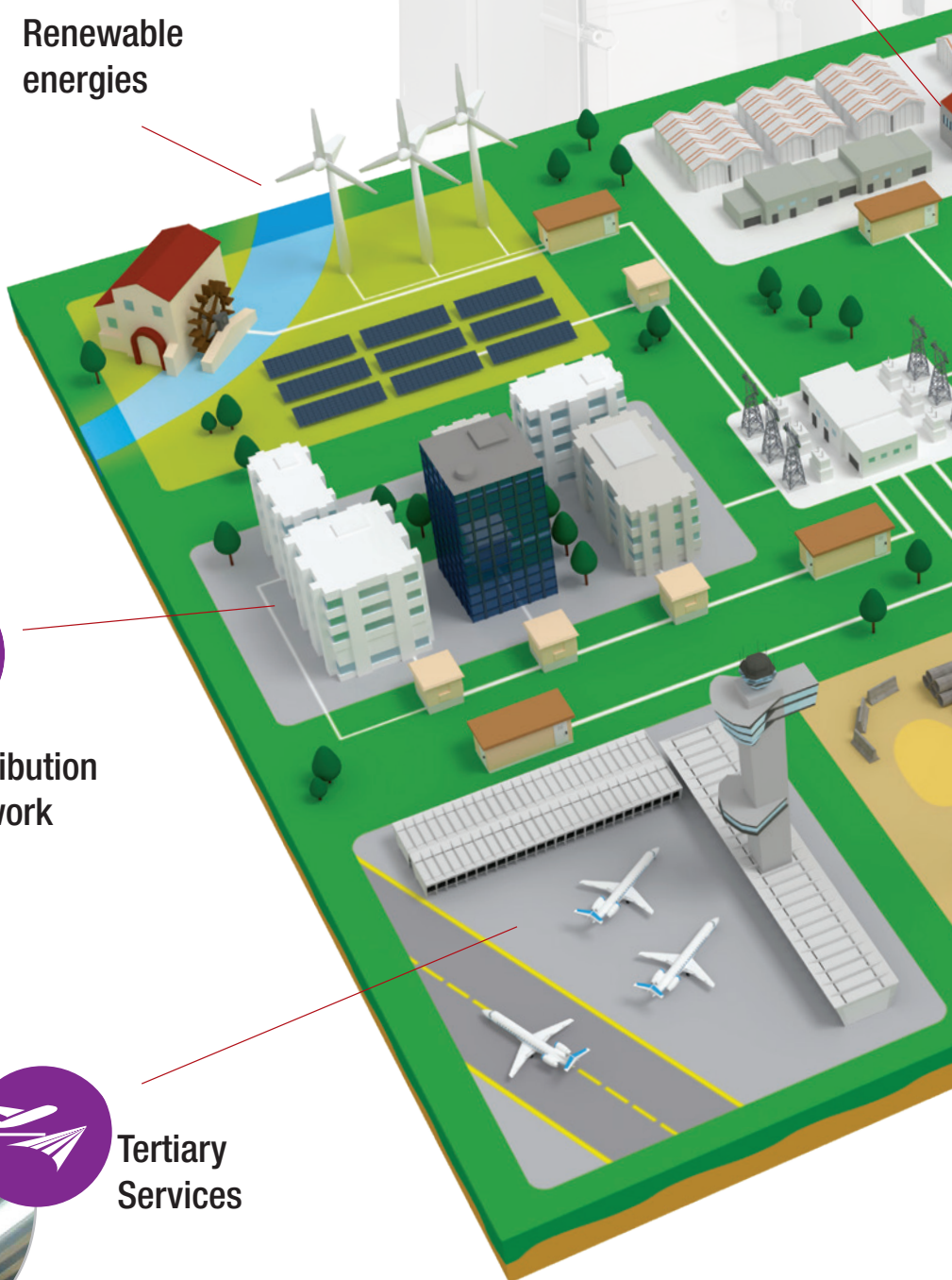
Industry



Distribution
Network



Tertiary
Services



Summary

COMBIESTER System p 06

MINIPOL System p 14

MAXIPOL System p 20

TPD System p 26

Customization & Services p 28

Street
Lighting



Telecom



Residential

Temporary
Installations





COMBIESTER System

MODULAR POLYESTER BOXES

Grey color RAL 7035

Also available in Beige, Dark grey or Green. As an option, possibility to paint the enclosure with any color.

Cover fastening

Wide range of cover fastenings with different types of screws: triangular, cross or wing head.



Covers


Available in transparent, opaque (polycarbonate or polyester), or smoked covers.

An opaque polyester cover is also available (some boxes)



Hinges

By using hinges, a box can be easily converted into an enclosure. (See all models in the accessories section.)



Threaded inserts

Removable Zamak M6 thread inserts for fixing of the back plates, switchgear, etc.

Polyurethane gasket

All covers are supplied with foamed polyurethane gasket.

Customization

Save assembly costs by requesting our custom build service. Customized base plates manufactured on demand.





Modular : Total Flexibility

The COMBIESTER system is made up of 20 modular boxes, with height and width in multiples of 90 mm.



Can be joined horizontally and vertically using brackets, allowing multiple combination.



Degrees of protection

- **IP66** in individual boxes, according to IEC 60529
- **IP55** in enclosures, according to IEC 60529
- **IK09** according to IEC 62262



Self-extinguishing

at 960° C



UL Certification

This range is UL approved. To order your products according to this approval, please contact us.

Technical Data

Fibreglass reinforced polyester Enclosure (GRP)	Colour RAL-7035	IEC 62208
Double Insulation	Class II	EN 61439-1
Mechanical (Impact) Resistance	IK09	IEC 62262
Protection against dust-water	IP66	IEC 60529
Thermal Class	A	EN 60085
Self extinguishing material	960° C	IEC 60695-2
Temperature Range	-30° +60° C	IEC 60670
Rated Voltage	1000 V	IEC 61439-1


Fixing systems

- Standard, with internal screw fixing.
- External wall mounting brackets: 06CAFM0200 for MH21 and MH31. 06CAFM0100 for MH32 to MH86.
- Pole mounting system A: 06CAFP0200
- Pole mounting system B: Ref. varies by size.

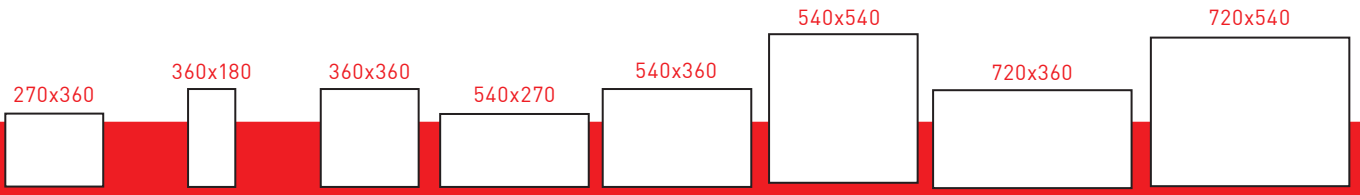




Product range

		Dimensions (mm)						
		135x135	180x135	180x180	270x135	270x180	270x270	
		Height x Width → Depth ↓						
BOXES	 Polyester box RAL 7035 Transparent polycarbonate lid IP66	129	MH 15 06CCTT15S0	MH 21 06CCTT21S0	MH 22 06CCTT22S0	MH 31 06CCTT31S0	-	-
		141	-	-	-	-	MH 32B 06CCTT32B0	-
		171	-	-	-	-	MH 32 06CCTT32S0	MH 33 06CCTT33S0
		201	-	-	-	-	-	-
	 Polyester box RAL 7035 Grey/opaque polycarbonate lid IP66	129	MHO 15 06CCTO15S0	MHO 21 06CCTO21S0	MHO 22 06CCTO22S0	MHO 31 06CCTO31S0	-	-
		141	-	-	-	-	MHO 32B 06CCTO32B0	-
		171	-	-	-	-	MHO 32 06CCTO32S0	MHO 33 06CCTO33S0
		211	-	-	-	-	-	-
	 Polyester box RAL 7035 Smoked polycarbonate lid Blue screws RAL 5013 IP66	129	MHF 15 06CCTF15S0	MHF 21 06CCTF21S0	MHF 22 06CCTF22S0	MHF 31 06CCTF31S0	-	-
		141	-	-	-	-	MHF 32B 06CCTF32C0	-
		171	-	-	-	-	MHF 32 06CCTF32S0	MHF 33 06CCTF33S0
		201	-	-	-	-	-	-
 Polyester box RAL 7035 Grey opaque SMC lid IP66	171	-	-	-	-	MHP 32 06CCTP32S0	MHP 33 06CCRP33S0	
ACCESSORIES	 Flanges to increase the depth of the boxes. Mounted between base and cover. Height 62,5 mm and 125 mm for 540x540 mm boxes.	-	-	-	-	-	-	
	 Self-extinguishing polyester mounting plate	-	06CAPP2100	-	06CAPP3100	06CAPP3200	06CAPP3300	
	 Self-extinguishing bakelite mounting plate	-	06CAPB2100	-	06CAPB3100	06CAPB3200	06CAPB3300	
	 Metal mounting plate	-	06CAPM2100	-	06CAPM3100	06CAPM3200	06CAPM3300	
	 Fuseboard frame	-	-	-	-	06CACM1000	06CACM2000	
	N° of din rails	-	-	-	-	1	2	
N° of modules	-	-	-	-	10	20		

Serie 33



-	-	-	-	-	-	-	-
-	-	-	-	-	-	-	-
MH 34 06CCTT34S0	MH 42 06CCTT42S0	MH 44 06CCTT44S0	MH 63 06CCTT63S0	MH 64 06CCTT64S0	MH 66 06CCTT66S0	-	-
MH 34A 06CCTT34A0	-	MH 44A 06CCTT44A0	MH 63A 06CCTT63A0	MH 64A 06CCTT64A0	MH 66A 06CCTT66A0	MH 84A 06CCTT84A0	MH 86A 06CCTT86A0-A
-	-	-	-	-	-	-	-
-	-	-	-	-	-	-	-
MHO 34 06CCTO34S0	MHO 42 06CCTO42S0	MHO 44 06CCTO44S0	MHO 63 06CCTO63S0	MHO 64 06CCTO64S0	MHO 66 06CCTO66S0	-	-
MHO 34A 06CCTO34A0	-	MHO 44A 06CCTO44A0	MHO 63A 06CCTO63A0	MHO 64A 06CCTO64A0	MHO 66A 06CCTO66A0	MHO 84A 06CCTO84A0	MHO 86A 06CCTO86A0
-	-	-	-	-	-	-	-
-	-	-	-	-	-	-	-
MHF 34 06CCTF34S0	MHF 42 06CCTF42S0	MHF 44 06CCTF44S0	MHF 63 06CCTF63S0	MHF 64 06CCTF64S0	MHF 66 06CCTF66S0	-	-
MHF 34A 06CCTF34A0	-	MHF 44A 06CCTF44A0	MHF 63A 06CCTF63A0	MHF 64A 06CCTF64A0	MHF 66A 06CCTF66A0	MHF 84A 06CCTF84A0	MHF 86A 06CCTF86A0
MHP 34 06CCTP34S0	-	-	MHP 63 06CCTP63S0	MHP 64 06CCTP64S0	-	-	-
06CARP3400	-	06CARP4400	06CARP6300	06CARP6400	06CARP6600	-	-
06CAPP3400	06CAPP4200	06CAPP4400	06CAPP6300	06CAPP6400	06CAPP6630	06CAPP8400	06CAPP8600
06CAPB3400	06CAPB4200	06CAPB4400	06CAPB6300	06CAPB6400	06CAPB6600	06CAPB8400	06CAPB8600
06CAPM3400	06CAPM4200	06CAPM4400	06CAPM6300	06CAPM6400	06CAPM6600	06CAPM8400	06CAPM8600
06CACM3000	-	-	06CACM4000	06CACM6000	-	-	-
3	-	-	4	4	-	-	-
30	-	-	40	60	-	-	-



Accessories

Screw Cover

Serie 55



Blind plug
Ref. E976007



Screwdriver (M16)
Ref. E976014



Triangular (M16)
Ref. E976017



Manual (M16)
Ref. E926481

Serie 33



Manual (M14)
Ref. 06CATM000



Screwdriver (M14)
Grey Ref. 06CATD0100
Blue Ref. 06CATD0200



Triangular (M14)
Ref. 06CATT0100

Locks



Safety lock with key
Ref. 06CATL0100


Hinges



External hinges
(set of 2 u.)
Ref. 06CABE0100
*Suitable for the S55



Flexible hinge
Screwdriver Ref. 06CABM0100
Manual Ref. 06CABD0200



Internal hinges
(set of 2 u.)
Ref. 06CABI0100
*Suitable for the S55

Vent and drain valves



Vent valve
Big size Ref. 06PEAD0002
Small size Ref. 06PEDAD0001
*Suitable for the S55



Drain valve
Ref. 06PNAD0002
*Suitable for the S55

Fixing systems



Wall mounting
MH21 a MH31 Ref. 06CAFM0200
MH32 a MH86 Ref. 06CAFM0100
*Suitable for the S55

Cable sealing boxes



Cable sealing boxes
A Ref. 06CACC0100
B Ref. 06CACC0200



Cable box
Ref. E976028
*Suitable for the S55



Segmented cable sealing boxes
Ref. 06CABP0100

Cabinet with hinged glazed door

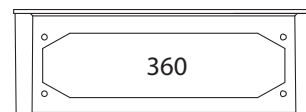

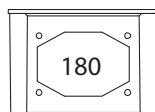


Pole mounting
Ref. 06CAFP0100
*Suitable for the S55

- 270x270x171 mm Ref. E234033-KBP
- 270x360x171 mm Ref. E234034-KBP
- 360x360x171 mm Ref. E234044-KBP
- 270x360x171 mm Ref. E234063-KBP
- 540x360x171 mm Ref. E234064-KBP
- 540x540x171 mm Ref. E234066-KBP

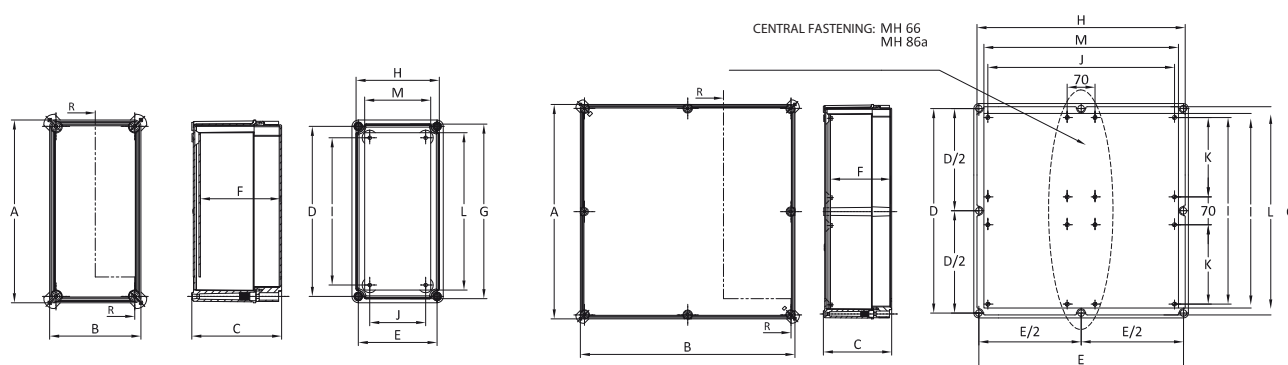


Coupling frames & end plates



Coupling frames	with gasket	06CACA1800	06CACA2700	06CACA3600
	without gasket	06CACS1800	06CACS2700	06CACS3600
End plates	with gasket	06CAPF1800	06CAPF2700	06CAPS3600

Dimensional



Box dimensions (mm)

Mounting plates (mm)

Model	A	B	C	D	E	F	G	H	I	J	K	L	M
MH 15	135	135	129	115	115	112	113	113	85	85	-	97	97
MH 21	180	135	129	160	115	112	158	113	130	85	-	142	97
MH 22	180	180	129	160	160	112	158	158	130	130	-	142	142
MH 31	270	135	129	250	115	112	248	113	220	86	-	234	98
MH 32b	270	180	141	250	160	124	245	155	200	110	-	220	130
MH 32	270	180	171	250	160	154	245	155	200	110	-	220	130
MH 33	270	270	171	250	250	154	245	245	200	200	-	220	220
MH 34	270	360	171	250	340	154	245	335	200	290	-	220	310
MH 34a	270	360	201	250	340	184	245	335	200	290	-	220	310
MH 42	360	180	171	340	160	154	335	155	290	110	-	310	130
MH 44	360	360	171	340	340	154	335	335	290	290	-	310	310
MH 44a	360	360	201	340	340	184	335	335	290	290	-	310	310
MH 63	540	270	171	515	245	154	515	245	470	200	200	490	220
MH 63a	540	270	201	515	245	184	515	245	470	200	200	490	220
MH 64	540	360	171	515	335	154	515	335	470	290	200	490	310
MH 64a	540	360	201	515	335	184	515	335	470	290	200	490	310
MH 66	540	540	171	515	515	154	515	515	470	470	200	490	490
MH 66a	540	540	201	515	515	184	515	515	470	470	200	490	490
MH 84a	720	360	201	695	335	184	695	335	650	290	290	670	310
MH 86a	720	540	201	695	515	184	695	515	650	470	290	670	490



Product range

BOXES

SPARE PARTS AND ACCESSORIES

		Dimensions (mm)			
		315x270	315x360	315x405	630x270
		Height x Width → Depth ↓			
 <p>Polyester box RAL 7035 Transparent polycarbonate lid Whitout gasket IP55 With gasket (-J) IP41</p>	171	-	-	-	-
	178	MT 3530 E234035	MT 3540 E234045	MT 3545 E234055	MT 7030 E234073
		MT 3530-J E234035-J	MT 3540-J E234045-J	MT 3545-J E234055-J	MT 7030-J E234073-J
	202	-	-	MT 3545-A E234055-A	MT 7030-A E234073-A
		-	-	MT 3545-AJ E234055-AJ	MT 7030-AJ E234073-AJ
	 <p>Polyester box RAL 7035 Grey / opaque polycarbonate lid Whitout gasket IP55 With gasket (-J) IP41</p>	171	-	-	-
178		MO 3530 E234135	MO 3540 E234145	MO 3545 E234155	MO 7030 E234173
		MO 3530-J E234135-J	MO 3540-J E234145-J	MO 3545-J E234155-J	MO 7030-J E234173-J
202		-	-	MO 3545-A E234155-A	MO 7030-A E234173-A
		-	-	MO 3545-AJ E234155-AJ	MO 7030-AJ E234173-AJ
 <p>Base</p>		126	E234235	E234245	E234255
	45	-	-	-	-
 <p>Transparent lid</p>	52	E234335	E234345	E234355	E234373
	76	-	-	E234355-A	E234373-A
 <p>Grey/opaque lid</p>	45	-	-	-	-
	52	E234435	E234445	E234455	E234473
 <p>Polyester mounting plate</p>	76	-	-	E234455-A	E234473-A
		E234535	E234545	E234555	E234573
	Metal mounting plate	E234535-M	E234545-M	E234555-M	E234573-M

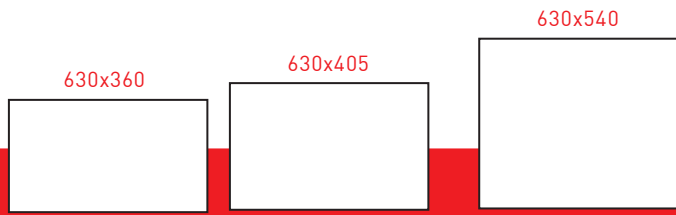


Degrees of protection

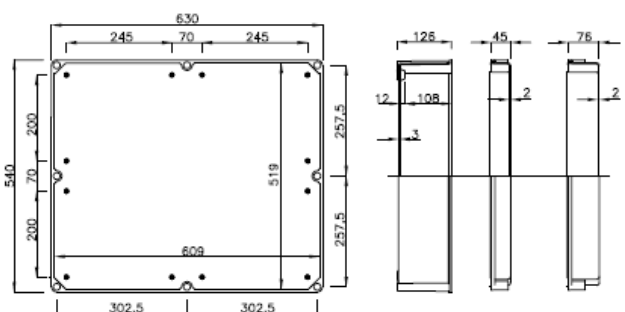
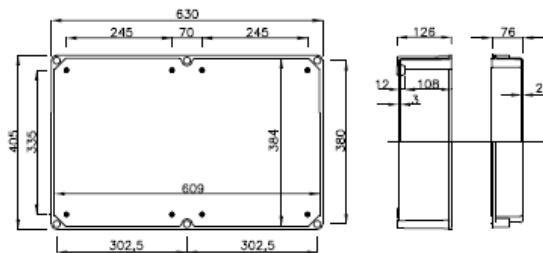
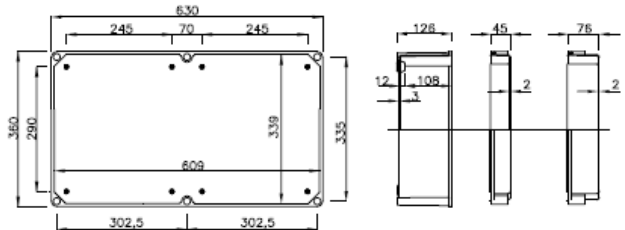
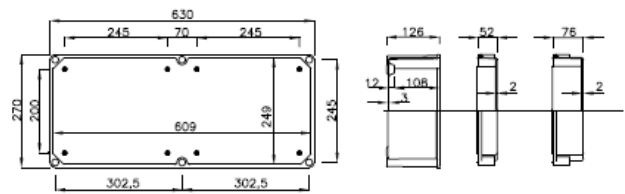
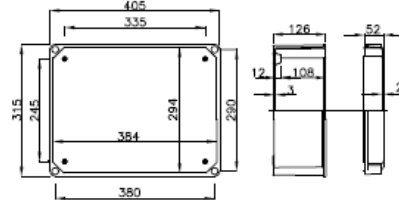
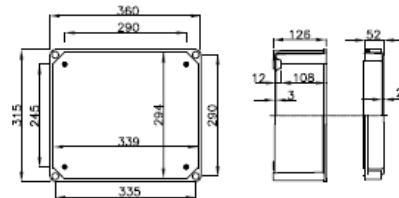
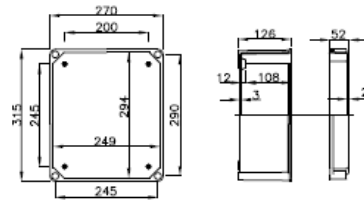
- **IP55** Box with gasket (CEI 60529)
- **IP41** Box without gasket (CEI 60529)
- **IK09** (CEI 62262)

Dimensions

Serie 55



630x540



MT 7040 E234074	-	MT 7060 E234076
MT 7040-J E234074-J	-	MT 7060-J E234076-J

MT 7040-A E234074-A	MT 7045-A E234075-A	MT 7060-A E234076-A
MT 7040-AJ E234074-AJ	MT 7045-AJ E234075-AJ	MT 7060-AJ E234076-AJ

MO 7040 E234174	-	MO 7060 E234176
MO 7040-J E234174-J	-	MO 7060-J E234176-J

MO 7040-A E234174-A	MO 7045-A E234175-A	MO 7060-A E234176-A
MO 7040-AJ E234174-AJ	MO 7045-AJ E234175-AJ	MO 7060-AJ E234176-AJ

E234274	E234275	E234276
---------	---------	---------

E234374	-	E234376
---------	---	---------

-	-	-
---	---	---

E234374-A	E234375-A	E234376-A
-----------	-----------	-----------

E234474	-	E234476
---------	---	---------

-	-	-
---	---	---

E2344374-A	E234475-A	E234476-A
------------	-----------	-----------

E234574	E234575	E234576
---------	---------	---------

E234574-M	E234575-M	E234576-M
-----------	-----------	-----------



Self-extinguishing

at 960° C



MINIPOL System

HOT MOULDED ENCLOSURES

Two door types

- **Plain:** Permits the mounting of devices on the door
- **Glazed:** When combined with a mounting plate, chassis, and/or internal door, it allows you to see meters, devices, lamps, etc., while maintaining the levels of IP and security..

Grey color RAL 7035


Also available in Beige, Dark grey or Green. As an option, possibility to paint the enclosure with any color.

Easy to machine

Vertical patterns in the interior of the doors, which enables the correct fitting of devices.


Easy fitting

Quick fixture guides in the back permits fitting without drilling.



Customization

Custom-made manufacturing.



Locking systems

Different basic closing and locking systems. Customization on request.

See p18

Double bit lock



3-point locking mechanism





Monobloc : all in 1

Product composed of a single block.



Self-extinguishing
at 960° C



Degrees of protection

Suitable for corrosive environments and climatic conditions.

- **IP66** according to IEC 60529
- **IK10** according to IEC 62262 (standard)
- **IK08** according to IEC 62262 (glazed window)



UL certification

This range is UL approved. To order your products according to this approval, please contact us.

Security

The chassis and internal door maintain an **IP20** when the external door is open.



Mounting

Pole fixing



Wall mounting



Internal ZAMAK hinges

180° door opening warranted.
ZAMAK standard.
INOX AISI 316 available upon request.



Technical Data

Fibreglass reinforced polyester Enclosure (GRP)	Colour RAL7035	IEC 62208
Mechanical (Impact) Resistance	IK10	IEC 62262
Protection against dust-water	IP66	IEC 60529
Double Insulation	Class II	EN 61439-1
Corrosion resistance	Yes	IEC 60068-2-30
Thermal Class	A	EN 60085
Self extinguishing material	960°	IEC 60695-2
Temperature Range	-30° +105°	IEC 60670
Rated Voltage	1000 VAC / 1500 VDC	IEC 61439-1



Product range

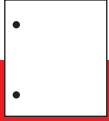
ENCLOSURES

ACCESSORIES

		Dimensions (mm) Height x Width x Depth					
		300x250x140	400x300x200	400x400x200	500x400x200	600x400x230	
	Plain door Supplied with 2 double bit lock 3.0 mm (standard) IP66	MN 321 06PF320001 <small>(1 double bit lock)</small>	MN 432 06PF430001	MN 442 06PF440001	MN 542 06PF540001	MN 642 06PF640001	
	Plain door Three point closing device with swing handle 1 double bit lock 3.0 mm IP66	-	MN 432/3P 06PF430002	MN 442/3P 06PF440002	MN 542/3P 06PF540002	MN 642/3P 06PF640002	
	Glazed door Supplied with 2 double bit lock 3.0 mm (standard) IP66	MN 321-V 06PF320003	MN 432-V 06PF430003	MN 442-V 06PF440003	MN 542-V 06PF540003	MN 642-V 06PF640003	
	Glazed door Three point closing device with swing handle 1 double bit lock 3.0 mm IP66	-	MN 432/3P-V 06PF430004	MN 442/3P-V 06PF440004	MN 542/3P-V 06PF540004	MN 642/3P-V 06PF640004	
	Polyester mounting plate 4 mm thickness	MN P32 06PFP001	MN P43 06PFP002	MN P44 06PFP003	MN P54 06PFP004	MN P64 06PFP005	
	Metal mounting plate Galvanized steel 2 mm thickness	MN PM32 06PFPM0001	MN PM43 06PFPM0002	MN PM44 06PFPM0003	MN PM54 06PFPM0004	MN PM64 06PFPM0005	
	Perforated mounting plate (TELEQUICK) Zinc plated steel Allows quick fixing of devices by using M4, M5 and M6 screw nuts	MN PBR32 06PFPF0001	MN PBR43 06PFPF0002	MN PBR44 06PFPF0003	MN PBR54 06PFPF0004	MN PBR64 06PFPF0005	
	Internal door Made of polyester Installation kit included	-	MN PI43 06PFI0001	MN PI44 06PFI0002	MN PI54 06PFI0003	MN PI64 06PFI0004	
	Chassis for the fitting of modular devices. Composed of a chassis, die cast plates and DIN profiles for fixing the devices	N° of modules N° of banks	-	MN CH43-P3 06PFCH0001-3P 24 2x12	MN CH44-P3 06PFCH0002-3P 36 2x18	MN CH54-P3 06PFCH0003-3P 54 3x18	MN CH64-P3 06PFCH0004-3P 54 3x18
	Die cast plates	152 mm height	-	-	MN CC-400/152 06PFCT0001	MN CC-400/152 06PFCT0001	MN CC-400/152 06PFCT0001
	Knockouts for DIN Switchgear	178 mm height	-	MN CC-300/178 06PFCT0004	MN CC-400/178 06PFCT0005	MN CC-400/178 06PFCT0005	MN CC-400/178 06PFCT0005
	Plates in self-extinguishing insulating material	202 mm height	-	-	MN CC-400/202 06PFCT0007	MN CC-400/202 06PFCT0007	MN CC-400/202 06PFCT0007
	Pole mounting for external, provisional installations as construction, fairs, street lighting, etc. Set of flat bars and adjustable straps. Clamps and profiles of galvanized steel.		MN FP-250F 06PFPF0001	MN FP-300F 06PFPF0002	MN FP-400F 06PFPF0003	MN FP-400F 06PFPF0003	MN FP-400F 06PFPF0003
	Pole mounting for external, provisional installations as construction, fairs, street lighting, etc. Steel band not supplied		MN FP-250 06PFPF0006	MN FP-300 06PFPF0007	MN FP-400 06PFPF0008	MN FP-400 06PFPF0008	MN FP-400 06PFPF0008

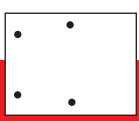
MOUNTING PLATES (mm)

600x500x230




MN 652
06PF650001

600x800x300



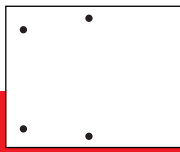
MN 683
06PF680001

800x600x300




MN 863
06PF860001

800x1000x300



MN 8103
06PF810001

1000x800 x300



MN 1083
06PF180001

MN 652/3P
06PF650002

MN 683/3P
06PF680002

MN 863/3P
06PF860002

MN 8103/3P
06PF810002

MN 1083/3P
06PF180002

MN 652-V
06PF650003

MN 683-V
06PF680003

MN 863-V
06PF860003

MN 8103-V
06PF810003

MN 1083-V
06PF180003

MN 652/3P-V
06PF650004

MN 683/3P-V
06PF680004

MN 863/3P-V
06PF860004

MN 8103/3P-V
06PF810004

MN 1083/3P-V
06PF180004

MN P65
06PFPP006

MN P86-68
06PFPP007

MN P86-68
06PFPP008

MN P81-108
06PFPP009

MN P81-108
06PFPP010

MN PM65
06PFPM006

MN PM86-68
06PFPM007

MN PM86-68
06PFPM008

MN PM81-108
06PFPM009

MN PM81-108
06PFPM010

MN PBR65
06PFPP006

MN PBR86
06PFPP007

MN PBR86
06PFPP008

MN PBR81-108
06PFPP009

MN PBR81-108
06PFPP010

MN PI65
06PFPI005

-

MN PI86
06PFPI006

-

-

MN CH65-P3
06PFCH0005-3P
69
3x23

MN CH86-4 P3 MN CH86-5 P3
06PFCH0006-3P/ 06PFCH0007-3P
116 130
4x29 5x26

MN CC-500/152
06PFCT0002

-

MN CC-600/152
06PFCT0003

-

-

-
MN CC-500/202
06PFCT0008

-

MN CC-600/178
06PFCT0006

-

-

MN FP-500F
06PFPP005

MN FP-800F
06PFPP016

MN FP-600F
06PFPP005

MN FP-1000F
06PFPP017

MN FP-800F
06PFPP016

MN FP-500
06PFPP009

MN FP-800
06PFPP011

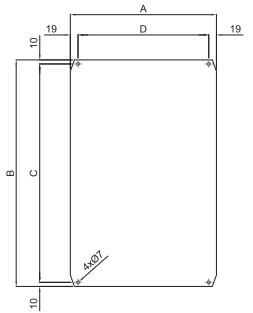
MN FP-600
06PFPP010

MN FP-1000
06PFPP017-1

MN FP-800
06PFPP016-1

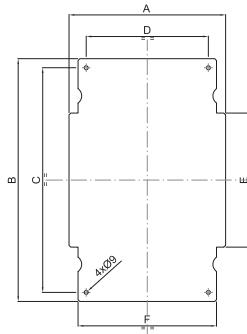
POLYESTER

Ref.	Cabinet	A	B	C	D
06PFPP0001	MN 32	213	268	248	175
06PFPP0002	MN 43	260	358	338	222
06PFPP0003	MN 44	360	358	338	322
06PFPP0004	MN 54	360	458	360	322
06PFPP0005	MN 64	360	558	538	322
06PFPP0006	MN 65	460	558	538	422
06PFPP0007	MN 68 MN 86	556	754	734	518
06PFPP0008	MN 108 MN 810	729	956	918	709



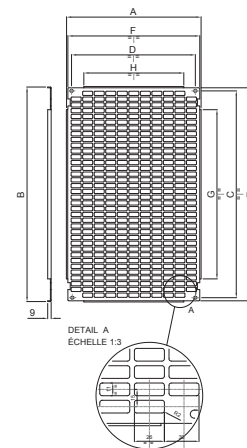
METAL

Ref.	Cabinet	A	B	C	D	E	F
06PFPM0001	MN 32	213	268	248	175	148	193
06PFPM0002	MN 43	254	358	338	222	238	234
06PFPM0003	MN 44	354	358	338	322	238	334
06PFPM0004	MN 54	354	458	438	322	338	334
06PFPM0005	MN 64	354	558	538	322	438	334
06PFPM0006	MN 65	454	558	538	422	438	434
06PFPM0007	MN 68 MN 86	550	754	734	518	634	530
06PFPM0008	MN810 MN108	956	729	709	918	609	936



PERFORATED METAL

Ref.	Cabinet	A	B	C	D	E	F	G	H
06PFPP0001	MN 32	202	268	248	175	-	195	200	-
06PFPP0002	MN 43	250	358	338	222	354	243	240	160
06PFPP0003	MN 44	350	358	338	322	354	343	240	260
06PFPP0004	MN 54	350	458	438	322	454	343	340	260
06PFPP0005	MN 64	350	558	538	322	554	343	440	260
06PFPP0006	MN 65	450	558	538	422	554	443	440	360
06PFPP0007	MN 86	545	754	734	518	750	538	636	455
06PFPP0008	MN 68	754	545	518	734	538	750	455	636
06PFPP0009	MN 810 MN 108	729	945	918	709	938	725	855	611



Accessories

Locking systems

All our standard enclosures are supplied with 2 double bit locks 3.0 mm. Order your enclosures with customized locking systems by simply changing the number before the last number of the product reference:

Example : 06PF430031 = enclosure 400mm height x 300mm width x 200mm Depth, manual with key lock

Locks

Wide range of locks adaptables to the enclosures.

*Transform the number before the last one of reference to choose the type of locking device.



Double bit lock
3,0 mm (standard)



Triangular screw
11 mm



Manual
with key lock



Padlock
Inox
Ref. 06PFCR0005
Galvanized steel
Consult us

Ref. accessories	06PFCR0001	06PFCR0002	06PFCR0003
Ref. mounted*	06PFXXX0X	06PFXXX2X	06PFXXX3X

Swing-handle

Wide range of locking devices with swing handle to suit the complete range of enclosures.

Various locks & keys possible (example : 455/405/1242E/421...)



Double bit
lock



Cylinder
& key locked



Without Cylinder
& key



Triangular
11 mm



Triangular 11 mm
+ padlocking handle

Ref. accessories	06PFCR0006	06PFCR0007	06PFCR0008	06PFCR0009	06PFCR0010
Ref. mounted*	06PFxxx0x	06PFxxx7x	06PFxxx8x	06PFxxx9x	06PFxxx10x

Surface mounting

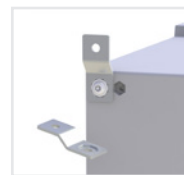
Wall fixing set. Directly to the wall by the means of head-insulated screws.

Set of 4 metallic supports

Set of 4 adjustable brackets



Screws from the inside
(All models)
Ref. 06PFAD0001



MN32 a MN65
Ref. 06PFAD0002-M
MN68, 86, 108 y 810
Ref. 06PFAD002-86M



Internal fastening (All models)
Ref. 06PFAD0002
External fastening (MN68, 86,
108 y 810) Ref. 06PFAD0002-86

Nuts

To fix devices with help of perforated mounting plate.



Nut M4 Ref. 06PFAD0003
Nut M5 Ref. 06PFAD0004
Nut M6 Ref. 06PFAD0005

Kit to adjust base plate

Set of four profiles for the adjustment of the base plate, to different depths. Made of galvanized steel. Fast fixing to the enclosure.




Kit for enclosures:
MN432, 442 & 542 Ref. 06PFAD0006
MN642 & 652 Ref. 06PFAD0007
MN863 Ref. 06PFAD0008



Limit switch
(For all enclosures)
Ref. E947456

Ventilation device

To allow ventilation in the enclosure.
 (Two air vents must be mounted per enclosure to ensure the correct air circulation)



Small size RAL 7035
 Ref. 06PEAD0001
 Big size RAL 7035
 Ref. 06PEAD0002


Door stopper



For MN43/44/54/64/65/86:
 Ref. E947239
 For MN683 y MN108 4P:
 Ref. E947222
 For MN683 3P: Ref. E947222-3P
 For MN810/108 3P: To Consult

Shutters

Set of shutters enabling partial covering of the window for automatic fuses.
 Made of a self-extinguishing and isolating material. Fast fixing.



Set of 3 pieces of 1 module and 2 pieces of 1/2 module.
 Ref. 06PNAD0001

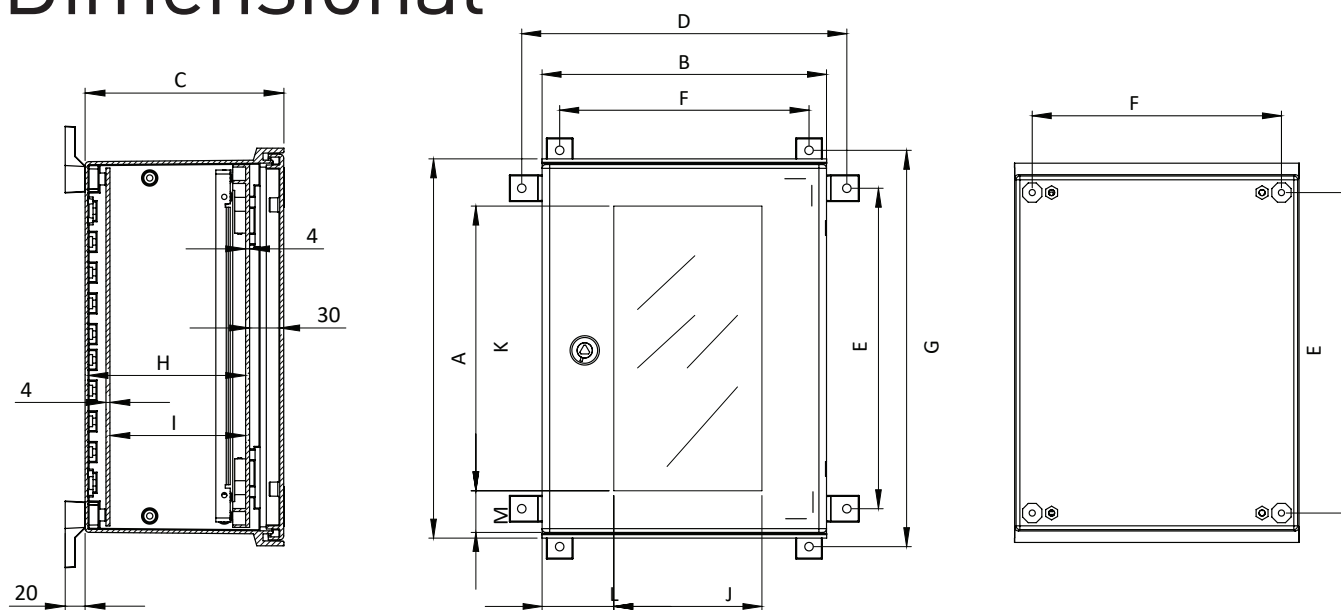
Drain valve

Enabling drainage of possible condensation.
 Made of polyester.



For all model of enclosures
 Ref. 06PNAD0002

Dimensional



Enclosure dimensions (mm)

Reference	Model	A	B	C	D	E	F	G	H	I	J	K	L	M
06PF320001	MN 321	300	250	140	297	248	215	330	-	-	115	220	75	35,5
06PF430001	MN 432	400	300	200	344	338	262	420	158	138	121	281	89,5	53
06PF440001	MN 442	400	400	200	444	338	362	420	158	138	221	281	89,5	53
06PF540001	MN 542	500	400	200	444	438	362	520	158	138	221	381	89,5	53
06PF640001	MN 642	600	400	230	444	538	362	620	187	167	221	481	89,5	53
06PF650001	MN 652	600	500	230	544	538	462	620	187	167	321	481	89,5	53
06PF680001	MN 683	600	800	300	816	558	734	640	257	237	621	481	89,5	53
06PF860001	MN 863	800	600	300	640	734	558	816	257	237	421	681	89,5	53
06PF810001	MN 8103	800	1.000	300	1.038	709	958	789	257	237	621	481	189	153
06PF180001	MN 1083	1.000	800	300	789	958	709	1.038	257	237	481	621	153	189



MAXIPOL System

TOTAL MODULAR POLYESTER CONSTRUCTION

Grey color RAL 7035

Also available in Beige, Dark grey or Green. As an option, possibility to paint the enclosure with any color.

Type of hinges

Internal hinges allow the door to open up to 105°.

Polyurethane gasket

Preformed and pre-mounted across the entire range

Back plate fixing

All models include brackets for fixing the back plate.


Internal inserts

Allows the fixation plates and other elements. Included in all standard enclosures.

Customization

Custom-made manufacturing.

Possibility to get 180° opening with external hinges. They allow disassembling the doors without tools. Only for models MX1053/1054.



Locking systems



3-point locking mechanism operated by swing-handle. Different profile half cylinder locks. [See p24](#)



Modular : Total flexibility

The enclosure modules can be configured to accommodate a wide variety of combinations:



Vertical



Horizontal



Back to back

Painted, custom-made, steel roofs adapted to all your combinations.



Degrees of protection

- **IP55** according to IEC 60529
- **IK10** according to IEC 62262 (standard)
- **IK08** according to IEC 62262 (glazed window)



Self-extinguishing

at 960° C



UL certification

This range is UL approved. To order your products according to this approval, please contact us.

Top cover modules

- Flat top (**IP55**)
- Rain canopy, front and back ventilation (**IP43 or IP55 on request**)



Two depths

300 and 420 mm.
For electronics, 19" racks, public lighting, etc.



Fixing systems



Wall-mounting



Floor standing



Pole mounting

Technical Data

Fibreglass reinforced polyester Enclosure (GRP)	Colour RAL-7035	IEC 62208
Double Insulation	Class II	IEC 62262
Mechanical (Impact) Resistance	IK10	IEC 60529
Protection against dust-water	IP55	EN 61439-1
Thermal Class	A	EN 60085
Self extinguishing material	960° C	IEC 60695-2
Temperature Range	-30° +105° C	IEC 60670
Rated Voltage	1000VAC/1500VDC	IEC 61439-1



A



B

A-For cabinets 500 mm width x 300 mm depth: Ref. E926101

B-For cabinets 750 mm width x 300 mm depth: Ref. E926536

GRC plinths















Product range


ENCLOSURES

ACCESSORIES

500x500 500x750 750x500

Dimensions (mm)		Height x Width → Depth ↓			
	300		MX 553 06PG220001	MX 573 06PG230001	MX 753 06PG320001
	420		MX 554 06PH220001	MX 574 06PH320001	MX 754 06PH320001
	Polyester mounting plate	300 / 420	PMX55 06PGPP0001	PMX57 06PGPP0002	PMX75 06PGPP0003
	Metallic mounting plate	300 / 420	PMMX55 06PGPM0001	PMMX57 06PGPM0002	PMMX75 06PGPM0003
	Galvanised steel frame	300	MA MX3/500 06PGMM0001	MA MX3/750 06PGMM0002	MA MX3/500 06PGMM0001
		420	MA MX4/500 06PHMM0001	MA MX4/750 06PHMM0002	MA MX4/500 06PHMM0001
	Polyester plinth, 60 mm height	300	ZP MX3/500 06PGZP0001	ZP MX3/750 06PGZP0002	ZP MX3/500 06PGZP0001
		420	ZP MX4/500 06PHZP0001	ZP MX4/750 06PHZP0002	ZP MX4/500 06PHZP0001
	Metallic plinth, 85 mm height	300	ZM MX3/500 06PGZM0001	ZM MX3/750 06PGZM0002	ZM MX3/500 06PGZM0001
		420	ZM MX4/500 06PHZM0001	ZM MX4/750 06PHZM0002	ZM MX4/500 06PHZM0001
	Polyester pedestal with hinged door, 500 mm height, to facilitate the fitting and control of cables	300	ZS MX3/500 06PGPS0001	ZS MX3/750 06PGPS0002	ZS MX3/500 06PGPS0001
		420	ZS MX4/500 06PHPS0001	ZS MX4/750 06PHPS0002	ZS MX4/500 06PHPS0001
	Polyester built-in floor pedestal with hinged door, 375 mm height	300	ZE MX3/500 06PGPE0001	ZE MX3/750 06PGPE0002	ZE MX3/500 06PGPE0001
		420	ZE MX4/500 06PHPE0001	ZE MX4/750 06PHPE0002	ZE MX4/500 06PHPE0001
	Floor brackets Set of 2 pieces. Suitable for all enclosures	300	MX3 CF 06PGEF0001		
		420	MX4 CF 06PHEF0001		
	Pole mounting Order with the corresponding accessory bracket: 06PGAD0001 or 06PGAD0003	300 / 420	FP MX500 06PFFP012	FP MX750 06PFFP013	FP MX500 06PFFP012

Options



Enclosures are also available with:

- 06PXXXXXX1 → Standard
- 06PXXXXXX2 → Bottom opening
- 06PXXXXXX3 → Rain canopy
- 06PXXXXXX4 → Glazed door

- 06PXXXXXX5 → Bottom opening + rain canopy
- 06PXXXXXX6 → Bottom opening + glazed door
- 06PXXXXXX7 → Glazed door + rain canopy
- 06PXXXXXX8 → Bottom opening + glazed door + rain canopy

750x750	750x1000*	1000x500	1000x750	1000x1000*	1250x500	1250x750	1250x1000*	1250x1250*
MX 773 06PG330001	MX 7103/2P* 06PG340001	MX 1053 06PG420001	MX 1073 06PG430001	MX 10103/2P* 06PG440001	MX 1253 06PG520001	MX 1273 06PG530001	MX 12103/2P* 06PG540001	MX 12123/2P* 06PG550001
MX 774 06PH330001	MX 7104/2P* 06PH340001	MX 1054 06PH420001	MX 1074 06PH430001	MX 10104/2P* 06PH440001	MX 1254 06PH520001	MX 1274 06PH530001	MX 12104/2P* 06PH540001	MX 12124/2P* 06PH550001
PMX77 06PGPP0004	PMX710 06PGPP0005	PMX105 06PGPP0006	PMX107 06PGPP0007	PMX1010 06PGPP0008	PMX125 06PGPP0009	PMX127 06PGPP0010	PMX1210 06PGPP0011	To consult
PMMX77 06PGPM0004	PMMX710 06PGPM0005	PMMX105 06PGPM0006	PMMX107 06PGPM0007	PMMX1010 06PGPM0008	PMMX125 06PGPM0009	PMMX127 06PGPM0010	PMMX1210 06PGPM0011-M	To consult
MA MX3/750 06PGMM0002	MA MX3/1000 06PGMM0003	MA MX3/500 06PGMM0001	MA MX3/750 06PGMM0002	MA MX3/1000 06PGMM0003	MA MX3/500 06PGMM0001	MA MX3/750 06PGMM0002	MA MX3/1000 06PGMM0003	MA MX3/1250 06PGMM0004
MA MX4/750 06PHMM0002	MA MX4/1000 06PHMM0003	MA MX4/500 06PHMM0001	MA MX4/750 06PHMM0002	MA MX4/1000 06PHMM0003	MA MX4/500 06PHMM0001	MA MX4/750 06PHMM0002	MA MX4/1000 06PHMM0003	MA MX4/1250 06PHMM0004
ZP MX3/750 06PGZP0002	ZP MX3/1000 06PGZP0003	ZP MX3/500 06PGZP0001	ZP MX3/750 06PGZP0002	ZP MX3/1000 06PGZP0003	ZP MX3/500 06PGZP0001	ZP MX3/750 06PGZP0002	ZP MX3/1000 06PGZP0003	ZP MX3/1250 06PGZP0004
ZP MX4/750 06PHZP0002	ZP MX4/1000 06PHZP0003	ZP MX4/500 06PHZP0001	ZP MX4/750 06PHZP0002	ZP MX4/1000 06PHZP0003	ZP MX4/500 06PHZP0001	ZP MX4/750 06PHZP0002	ZP MX4/1000 06PHZP0003	ZP MX4/1250 06PHZP0004
ZM MX3/750 06PGZM0002	ZM MX3/1000 06PGZM0003	ZM MX3/500 06PGZM0001	ZM MX3/750 06PGZM0002	ZM MX3/1000 06PGZM0003	ZM MX3/500 06PGZM0001	ZM MX3/750 06PGZM0002	ZM MX3/1000 06PGZM0003	ZM MX3/1250 06PGZM0004
ZM MX4/750 06PHZM0002	ZM MX4/1000 06PHZM0003	ZM MX4/500 06PHZM0001	ZM MX4/750 06PHZM0002	ZM MX4/1000 06PHZM0003	ZM MX4/500 06PHZM0001	ZM MX4/750 06PHZM0002	ZM MX4/1000 06PHZM0003	ZM MX4/1250 06PHZM0004
ZS MX3/750 06PGPS0002	ZS MX3/1000 06PGPS0003	ZS MX3/500 06PGPS0001	ZS MX3/750 06PGPS0002	ZS MX3/1000 06PGPS0003	ZS MX3/500 06PGPS0001	ZS MX3/750 06PGPS0002	ZS MX3/1000 06PGPS0003	ZS MX3/1250 06PGPS0004
ZS MX4/750 06PHPS0002	ZS MX4/1000 06PHPS0003	ZS MX4/500 06PHPS0001	ZS MX4/750 06PHPS0002	ZS MX4/1000 06PHPS0003	ZS MX4/500 06PHPS0001	ZS MX4/750 06PHPS0002	ZS MX4/1000 06PHPS0003	ZS MX4/1250 06PHPS0004
ZE MX3/750 06PGPE0002	ZE MX3/1000 06PGPE0003	ZE MX3/500 06PGPE0001	ZE MX3/750 06PGPE0002	ZE MX3/1000 06PGPE0003	ZE MX3/500 06PGPE0001	ZE MX3/750 06PGPE0002	ZE MX3/1000 06PGPE0003	ZE MX3/1250 06PGPE0004
ZE MX4/750 06PHPE0002	ZE MX4/1000 06PHPE0003	ZE MX4/500 06PHPE0001	ZE MX4/750 06PHPE0002	ZE MX4/1000 06PHPE0003	ZE MX4/500 06PHPE0001	ZE MX4/750 06PHPE0002	ZE MX4/1000 06PHPE0003	ZE MX4/1250 06PHPE0004
FP MX750 06PFFP013	FP MX1000 06PFFI0014	FP MX500 06PFFP012	FP MX750 06PFFP013	FP MX1000 06PFFI0014	FP MX500 06PFFP012	FP MX750 06PFFP013	FP MX1000 06PFFI0014	-



Example :

06PG2300**43** = enclosure 500mm height x 750mm width x 300mm depth, triangular 11mm lock and rain canopy.

* Two door enclosures are supplied with a central doorpost piece. On request it can be fixed, removable or integrated.

Accessories

Locking systems

All our standard enclosures are supplied with 2 double bit locks 3.0 mm. Order your enclosures with customized locking systems by simply changing the number before the last number of the product reference:

Example : 06PG2300**43** = enclosure 500mm height x 750mm width x 300mm depth, triangular 11mm lock and rain canopy

Swing-handle

Wide range of locking devices with swing handle to suit the complete range of enclosures.

*Transform the number before the last one of reference to choose the type of locking device.



Ref. accessories	06PGCR0001	06PGCR0002	06PGCR0003	06PGCR0004	06PGCR0005
Ref. mounted*	06PXXXXX0X	06PXXXXX2X	06PXXXXX3X	06PXXXXX4X	06PXXXXX5X

Wall fixing lugs (Set of 4 pieces)

For standard enclosures & for enclosures with rain canopy.



Galvanized (standard) :
Ref. 06PGAD0001

Galvanized (Enclosures with rain canopy) :
Ref. 06PGAD0003

Door stop

Maximum door opening angle 105°.



For 500/750 and 1000 mm width enclosures
Ref. 06PGAD0005

Ventilation device

To allow ventilation in the enclosure. Made of polyester. (Two air vents must be mounted per enclosure to ensure the correct air circulation)



RAL 7035
Ref. 06PEAD0002

Ventilation grille

Plastic material grille for ventilating the interior of the enclosure.



IP54
150x150mm
Ref. 06PEAD00003

Document pocket

Self-adhesive. Made in polyester.



Ref. 06PGAD0006

Step slides


Set of 4 step slides with brackets allowing continuous depth adjustment of the mounting plate.

For enclosures 300 mm depth:

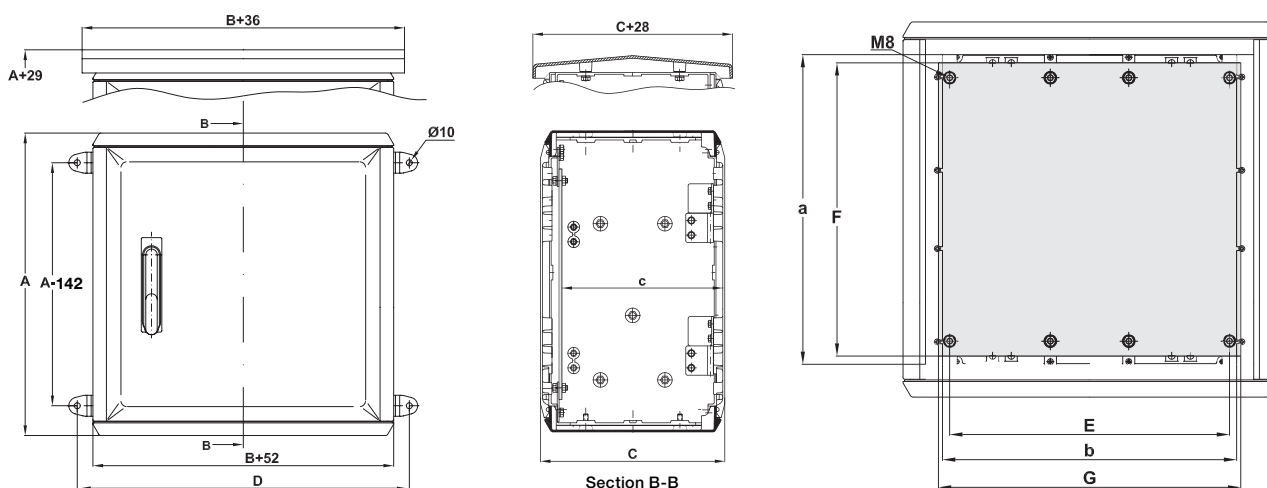
Ref. 06PGAD0007

For enclosures 420 mm depth:

Ref. 06PHAD0001



Dimensions



Enclosures dimensions (mm)

Mounting plate (mm)

Designation	A	a	B	b	C	c	D	E	F	G
MX 553 / MX 554	510	412	500	405	312/420	274/382	605	375	393	405
MX 573 / MX 574	510	412	750	655	312/420	274/382	855	625	393	655
MX 753 / MX 754	760	662	500	405	312/420	274/382	605	375	643	405
MX 773 / MX 774	760	662	750	655	312/420	274/382	855	625	643	655
MX 7103/2P / MX 7104/2P	760	662	1.000	905	312/420	274/382	1.105	875	643	905
MX 1053 / MX 1054	1.010	912	500	405	312/420	274/382	855	375	893	405
MX 1073 / MX 1074	1.010	912	750	655	312/420	274/382	855	625	893	655
MX 10103/2P / MX 10104/2P	1.010	912	1.000	905	312/420	274/382	1.005	875	893	905
MX 1253 / MX 1254	1.260	1.162	500	405	312/420	274/382	605	375	1.143	405
MX 1273 / MX 1274	1.260	1.162	750	655	312/420	274/382	855	625	1.143	655
MX 12103/2P / MX 12104/2P	1.260	1.162	1.000	905	312/420	274/382	1.105	875	1.143	905
MX 12123/2P / MX 12124/2P	1.260	1.162	1.250	1.155	312/420	274/382	1.305	1.125	1.143	1.155



TPD System

COST EFFECTIVE POLYESTER ENCLOSURES

Grey color RAL 7035

Type of hinges

Removable internal hinges allow the door to be opened 180°.

Reversible door

Field reversible doors.

Roof

Roof with natural ventilation provided for the whole range.

Plate support

Allows the fixation of plates.
Equipped on all standard enclosures.

3-point locking mechanism operated by swing-handle.
Different profile half cylinder locks.

Customization

Save assembly costs by requesting our custom build service.
Customized base plates manufactured on demand.

Locking systems



Degrees of protection

- IP43 according to IEC 60529
- IK10 according to IEC 62262



Self-extinguishing

at 850° C

Product range

These GRP range of enclosures have been designed to offer a maximum of flexibility for the integration of components and be adapted to all types of fixtures.

Dimensions (mm)	Height x Width →		535x535		535x750		1040x535		1040x750	
	Depth ↓									
310			TPD 55 0472010	TPD 57 0472011	TPD 105 0472013	TPD 107 0472014				



Mounting plates (mm)

Reference	HxWxD
0976830-ST	410x410x4
0976835-ST	410x660x4
0976840-ST	900x410x4
0976418-ST	900x660x4



Accessories



Wall mounting brackets
Ref. 0947194



Padlock
Ref. 0947036



Ventilation device
Ref. 06PEAD0002

Technical Data


Fiberglass reinforced polyester Enclosure (GRP)	Colour RAL-7035	IEC 62208
Double insulation	Class II	EN 61439-1
Mechanical impact resistance	IK10	IEC 62262
Protection against dust-water	IP43	IEC 60529
Self-extinguishing material	850° C	IEC 60695-2
Temperature range	-30° +105° C	IEC 60670
Rated voltage	1000 V	IEC 61439-1



GRC plinths

A-For cabinets
500 mm width x
300 mm depth:
Ref. E926101

B-For cabinets
750 mm width x
300 mm depth:
Ref. E926536




Customization capacity and services

Our catalogue offers a wide range of empty enclosures for all types of applications in various sectors : industry, distribution networks, tertiary...

To meet the needs of our customers, we have a dedicated department proposing the following services:

> PAINTING ENCLOSURES

On specific requests we can realize any specific coating and painting for all our enclosures ranges.
Please, consult us for this optional service.



> CUSTOM-MADE ENCLOSURES FOLLOWING YOUR TECHNICAL DRAWINGS

All our enclosures have been designed and developed to be used for many applications. The enclosures can be equipped with different accessories, cable glands, ventilation valves and fixation systems for any type of equipment.

We realize the full customization depending on your needs and requirements.



> THE CUSTOMIZATION OF YOUR MOUNTING PLATES

The metal or polyester mounting plates allow to mount any type of equipment inside the enclosures. We manage the different holes for easy assembly of your equipment inside the enclosures.




> A WIDE RANGE OF ACCESSORIES AND EQUIPMENT

We are a major player in electrical distribution equipment, we design and manufacture a wide range of accessories and equipment to be integrated inside our enclosures according to your needs. We can provide you with a full range of equipment and solutions.



Fuse holder solutions 22x58, T00,T1,T2,T3 with or without protection IP2X




Cable glands

Lead terminals, copper and aluminum

NH fuse switch disconnectors

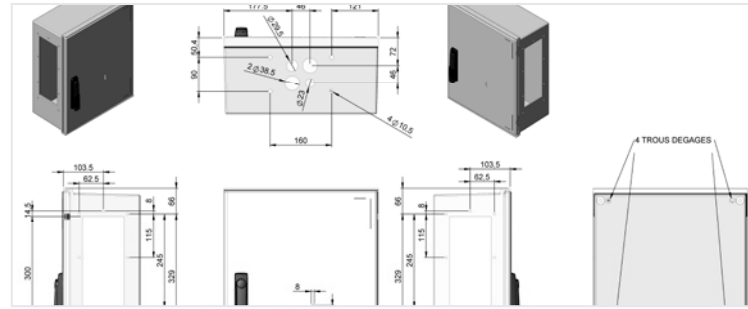

> OUR CAPACITY TO OFFER FULLY EQUIPPED CUSTOMIZED ENCLOSURES

Our industrial capacity allows us to propose fully prewired and equipped solutions. As well, we can study your metallic enclosure projects and offer you any type of metallic enclosure on specific request.




> R&D DEPARTMENT READY TO ASSIST YOU ON ANY SPECIFIC PROJECT

We bring our expertise, our R&D tools and certifications to assist you in developing new solutions. Please send us your requirements including technical specifications, data sheets and we will provide you with a customized offer.



Technical drawing project based



CAHORS ESPAÑOLA S.A.

Ctra. de Vilamalla a Figueres, km 1
17469 VILAMALLA (Girona) - ESPAÑA

Tel. +34 972 526 000 Email: cahors@cahors.es

www.groupe-cahors.com