



COMPOZIT® meter box

CONNECTION BOX

More than 400,000
meter boxes
already installed!

The COMPOZIT® meter box comprises two sub-assemblies in composite materials:

- **Cover** and frame manufactured from fibreglass-reinforced polyester
- **Chamber** manufactured from fibreglass-reinforced thermoplastic

The two parts are independent to avoid transferring mechanical stress to the lower chamber and hydraulic equipment.



Use

The CAHORS Compozit® underground meter box is for connecting customers to the water distribution network.

It is designed to make it quicker, easier and more secure to install connections to collective or individual dwellings. It allows integration of several in-line meters and the standard associated hydraulic equipment (rails, valves, check valves, etc.).

The use of composite materials makes it possible to offer a connection solution adapted to thermal, mechanical and installation conditions.



Meter integration:

- Enables integration of **DN15 & 20** meters, with PE Ø 25 and PE Ø 32 connections



Insulation against freezing

Check our guide to select the product according to your geographical zone.

See pg 35 of guide.



Advantages

- **Lightweight: 20 kg max.**
Can be handled by 1 person
- **Ease of installation:**
 - Option of valve installation in factory
 - Easy installation in trench
- **Adaptable** to majority of hydraulic fittings
- **Thermal insulation** adapted to various geographical zones and tested in climate chamber
- **Resistance:** 3.5 t or 12.5 t
- **Reversible cover for perfect integration on site:**




> DESCRIPTION

The Compozit® comes in several depths:

- Compozit® 400/600: meter mounted at bottom of chamber
- Compozit® 800/1000: meter raised for improved access

Extension section

Equipped rail (sold as accessory) fastened at bottom of chamber



Non-slip glass-reinforced cover able to withstand 3.5 t or 12.5 t

Insulation block under cover (on version with extra insulation)

Casing

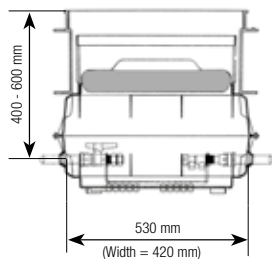
High-density polystyrene thermal insulation

End-piece for cleanliness

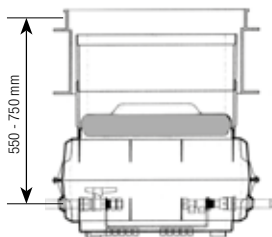
Compozit® 600 VERSION

> DEPTH

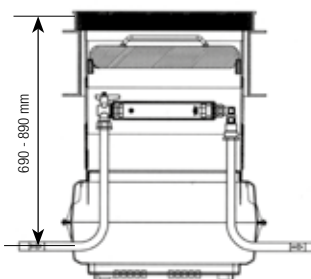
Compozit® 400



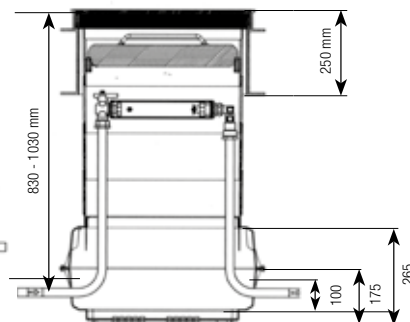
Compozit® 600



Compozit® 800



Compozit® 1000



Internal dimensions of extension section: 350 mm (width) x 450 mm (length)


> INSULATION



Standard insulation

Extra insulation

> ADJUSTABLE & TILTABLE COVER AND FRAME

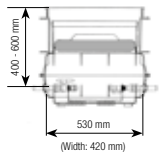
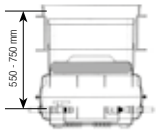
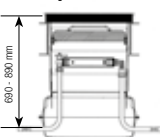
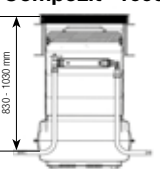


3.5 t load
class A15 as per NF EN 124



12.5 t load
class B125 as per NF EN 124


> VERSION WITHOUT EQUIPMENT

Type	Insulation	Max. no. of meters	Rail	3.5 t cover	12.5 t cover	Pack.
Compozit® 400 	Standard	1	None	0258.363	0258.357	16/ pallet
		2	None	0258.380	0258.381	
	Extra	1	None	0258.366	0258.360	
		2	None	0258.382	0258.383	
Compozit® 600 	Standard	1	None	0258.362	0258.356	12/ pallet
		2	None	0258.364	0258.358	
	Extra	1	None	0258.365	0258.359	
		2	None	0258.367	0258.361	
Compozit® 800 	Extra	2	None	0294.101	0294.102	12/ pallet
		2	1 rail mounted	0258.386	0258.387	16/ pallet
Compozit® 1000 	Extra	2	None	0294.103	0294.104	8/ pallet
		2	1 rail mounted	0258.388	0258.389	

> ACCESSORIES

Spare parts for COMPOZIT® 400, 600, 800 & 1000

Frame	0925.775
Cover opening hook (pair)	0925.733
Water symbol	0925.755
Cover-reverse kit with water symbol	0925.766
3.5 t cover without insulation	0925.757
3.5 t cover with insulation	0974.021
12.5 t cover without insulation	0925.758
12.5 t cover with insulation	0974.022
Insulation block to screw under cover	0974.020
Lower insulation block	0990.274
Extension section + bracing	0990.286
Extension section + bracing + casing	0990.290
Cover seal	0990.284



Cover-reverse kit
with water symbol
Ref. 0925.766
(cover not supplied in kit)

> COMPOZIT 400 & 600 ACCESSORIES

The meter box is delivered without fittings or accessories so it can be adapted to most hydraulic fittings:

- Possible to mount 1 or 2 DN15 (length 110 or 170 mm) or DN20 (length 190 mm) meters at bottom of chamber
- Provision for rails with height 70 mm to be screwed onto bottom of chamber (mounting length 120, 160 or 200 mm)
- 25 - 40 mm PE tubes
- Max. length of hydraulic fittings: 520 mm

Hydraulic accessories


Rail equipped for DN15 meter* and 25 mm PE, length 170 mm	0974.030
---	----------

Equipped rail for DN20 meter* and 32 mm PE, length 190 mm	0974.031
---	----------

Meter supports for Ø 27 valves (pair)	0990.276
---------------------------------------	----------

Meter supports for Ø 21 valves (pair)	0990.277
---------------------------------------	----------

*Meter not supplied



Equipped rail
Ref. 0974.030



Meter supports for valves:
Ø 27 (x2) Ref. 0990.276
Ø 21 (x2) Ref. 0990.277

> COMPOZIT 800 & 1000 ACCESSORIES

The Compozit® 800 & 1000 meter boxes are delivered without fittings or accessories, or equipped with a sliding stainless steel rail compatible with 3/4" or 1" hydraulic equipment, and meters with mounting length 110, 170 or 190 mm.

They also offer the possibility of accommodating 2 meters in the same box.

Hydraulic accessories

Curved Ø 25 mm PE pipes (pair)	0990.287
--------------------------------	----------

Curved Ø 32 mm PE pipes (pair)	0990.288
--------------------------------	----------

PE 25 hydraulic kit DN15 meter for Compozit® 800	0990.291
--	----------

PE 32 hydraulic kit DN15 meter for Compozit® 800	0990.292
--	----------

PE 32 hydraulic kit DN20 meter for Compozit® 800	0990.293
--	----------

PE 25 hydraulic kit DN15 meter for Compozit® 1000	0990.294
---	----------

PE 32 hydraulic kit DN15 meter for Compozit® 1000	0990.295
---	----------

PE 32 hydraulic kit DN20 meter for Compozit® 1000	0990.296
---	----------

Meter support rail kit	0996.130
------------------------	----------



Example of assembly with 2 meters



Equipped Compozit® 1000 without cover and frame



NEW

Equipped with PE100D polyethylene pipes resistant to disinfectants



PE 25 hydraulic kit
Ref. 0990.291

> DN15 PRE-EQUIPPED MULTI-METER VERSION

The COMPOZIT multi-meter range offers a **simple, optimised solution** to meet the need for multiple metering for **collective or individual dwellings**.

The multi-meter solution is supplied fully equipped, ready to be connected to the drinking water network.

It includes the following elements:

- COMPOZIT range meter box
- Polypropylene manifold: PN16 - Ø 32 inlet
- Curved Ø 25 pipes for offset mounting
- Hydraulics: valve before meter, anti-pollution check valve, drain plugs
- Hydraulic supports
- Provision for Ø 25 PN20 (NF) outlet



NEW



Equipped with PE100D polyethylene pipes resistant to disinfectants



Advantages

- Fully equipped box, ready to install
- Integration of up to 4 meters in a single box
- Polypropylene manifold** (components assembled using polywelding)

**Polyethylene manifold: please contact us



Meter integration:

This range has been designed to allow integration of 2, 3 or 4 in-line DN15 meters* in a single box:

- 110 mm (up to 4 meters)
- 170 mm (up to 3 meters)

> CONFIGURATION EXAMPLES

NEW



Compozit 400
Horizontal mount
1 inlet 3 outlets

Internal connection



Compozit 400
Horizontal mount
1 inlet 4 outlets

External connection



Compozit 800
Offset mount
1 inlet 3 outlets



Compozit 800
Offset mount
1 inlet 4 outlets
Meters not supplied

> REFERENCES

For general dimensions, see pg 23.

	Type	Inlet/Outlet* (Ø 32) (Ø 25)	Insulation	Meter	3.5 t cover	12.5 t cover	Pack.
Horizontal mount	COMPOZIT 400 Depth: 400 - 600 mm	1 inlet/2 outlets internal connection	Standard	110 or 170	0258.700	0258.701	12/ pallet
			Extra		0258.702	0258.703	
		1 inlet/3 outlets internal connection	Standard	110 or 170	0258.712	0258.713	
			Extra		0258.714	0258.715	
		1 inlet/4 outlets	Standard	110	0258.724	0258.725	
			Extra		0258.726	0258.727	
Horizontal mount	COMPOZIT 600 Depth: 550 - 750 mm	1 inlet/2 outlets internal connection	Standard	110 or 170	0258.704	0258.705	8/ pallet
			Extra		0258.706	0258.707	
		1 inlet/3 outlets internal connection	Standard	110 or 170	0258.716	0258.717	
			Extra		0258.718	0258.719	
		1 inlet/4 outlets	Standard	110	0258.728	0258.729	
			Extra		0258.730	0258.731	
Offset vertical mount	COMPOZIT 800 Depth: 690 - 890 mm	1 inlet/2 outlets	Extra	110 or 170	0258.708	0258.709	6/ pallet
		1 inlet/3 outlets	Extra	110 or 170	0258.720	0258.721	8/ pallet
		1 inlet/4 outlets	Extra	110	0258.732	0258.733	8/ pallet
	COMPOZIT 1000 Depth: 830 - 1030 mm	1 inlet/2 outlets	Extra	110 or 170	0258.710	0258.711	8/ pallet
		1 inlet/3 outlets	Extra	110 or 170	0258.722	0258.723	
		1 inlet/4 outlets	Extra	110	0258.734	0258.735	

*Custom products: please contact us