



OVALO meter box

COMPACT METER BOX FOR DN15 IN-LINE METERS

OVALO is a range of compact meter boxes for **DN15 in-line water meters** measuring 110 mm - 170 mm (3/4" or 20/27 thread), making it possible to connect customers to the drinking water network.

Designed with fibreglass-reinforced synthetic material, these meter boxes provide an effective response to mechanical, thermal and installation conditions.



NEW

Equipped with PE100D polyethylene pipes resistant to disinfectants



Advantages

Standard meter boxes (ready to connect):

- Use of standard hydraulic components (valve with sliding meter, anti-pollution check valve with captive drain plugs upstream and downstream, and integrated PE connector)
- Delivered as standard with Ø 25 PN20 (NF) PE and adjustable feet

Fully insulated meter boxes:

- Optimal insulation without thermal bridge
- Insulation under cover
- Insulating cap on meter
- Insulation on vertical walls

Functional meter boxes:

- 3 depth levels: 60/80-80/100-100/120 cm
Vertical adjustment up to 20 cm and angle adjustment for each meter box
- Load resistance: range of covers for applications ranging from private areas to class C250 for public spaces
- Meter connection assistance: the Ovalo range has 2 types of fixed and plug-in hydraulics. Each one offers solutions that facilitate meter connection.

Environmentally-friendly meter boxes:

The Ovalo range has the design characteristics required of an eco-product.

It is easy to recycle these meter boxes at the end of their service life:

- reduced number of components
- elements easy to separate
- reduced number of materials
- 100% recyclable insulation

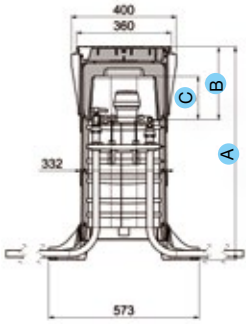


Synthetic cover (5 t)



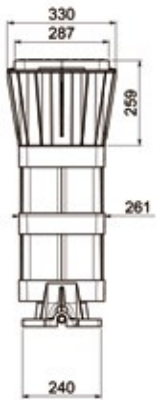
C250 cast iron cover

> PRODUCT SELECTION



Fixed hydraulics version

| FIXED VERSION (in mm) | 60/80 | 80/100 | 100/120 |
|--|-----------|------------|-------------|
| A (Overall dimensions) | 600 - 800 | 800 - 1000 | 1000 - 1200 |
| B (Meter centreline depth depending on plate position) | 277 - 477 | 277 - 477 | 277 - 477 |
| C (Available height above meter centreline depending on plate position) | 165 | 165 | 165 |




Plug-in hydraulics version

| PLUG-IN VERSION (in mm) | 60/80 | 80/100 | 100/120 |
|--|-----------|------------|-------------|
| A (Overall dimensions) | 600 - 800 | 800 - 1000 | 1000 - 1200 |
| B (Meter centreline depth depending on plate position) | 225 - 425 | 300 - 500 | 300 - 500 |
| C (Available height above meter centreline depending on plate position) | 113 | 188 | 188 |

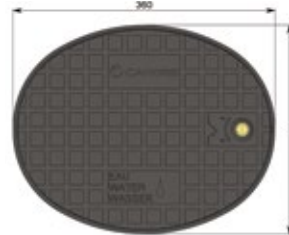
> COVERS

Private areas (1.5 t), able to withstand everyday loads in private area (e.g. category B vehicle)



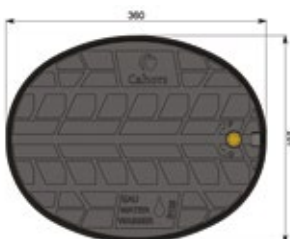
Class as per NF EN 124: A15
Resistance: 1.5 t
Locking bar: No
Cover material: Synthetic
Frame material: Synthetic
Example of mechanical resistance: withstands passage of vehicle (3.5 t)
Cover insulation: Yes

Public area (5 t), able to withstand difficult worksite conditions




Class as per NF EN 124: A15
Resistance: 5 t
Locking bar: 13 hex, slotted head
Cover material: Synthetic
Frame material: Synthetic
Example of mechanical resistance: withstands passage of 10 m³ truck (13 t axle weight)
Cover insulation: Yes

B125 (12.5 t) pavements, pedestrian areas, car parks



Class as per NF EN 124: B125
Resistance: 12.5 t
Locking bar: 13 hex, slotted head
Cover material: cast iron
Frame material: Synthetic
Cover insulation: Yes

C250 (25 t) up to gutter area, roads, alongside pavements*



Class as per NF EN 124: C250
Resistance: 25T
Locking bar: 14 x 14 square, slotted head
Cover material: cast iron
Frame material: synthetic
Cover insulation: Yes

*Up to 0.5 m onto the highway and 0.2 m into the verge

> PLUG-IN HYDRAULIC VERSION

for DN15 110 - 170 mm meter
(3/4" or 20/27 thread)

Advantages - easy meter connection:

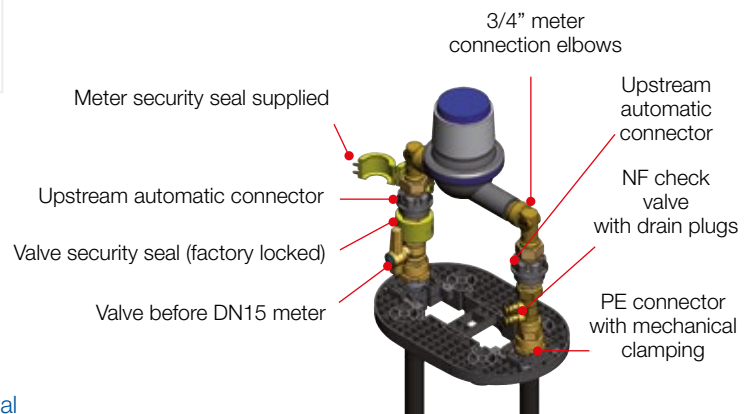
- Meter removal and adjustment outside meter box
- Quick and easy removal of meter via 2 unlocking rings on automatic connectors



Meter integration:
DN15, length 110 and 170 mm



Meter removal



References

| Covers | Depth | 60/80** ▲ | 80/100 ▲ | 100/120 ▲ | Pack-aging |
|-------------------|----------------------|-----------|----------|-----------|------------|
| | Private area (1.5 t) | | 0258.528 | 0258.529 | 0258.530 |
| Public area (5 t) | | 0258.525 | 0258.526 | 0258.527 | |
| B125 (12.5 t) | | 0258.522 | 0258.523 | 0258.524 | |
| C250 (25 t) | | 0258.519 | 0258.520 | 0258.521 | |

*Meter not supplied

**delivered with factory curved Ø 25 PE pipes

▲ delivered with Ø 25 PN20 (NF) PE

Other hydraulic fittings
on request
(PE 32, Excel Plus PE,
valve after meter, etc.)



> ACCESSORIES

| Descriptions | Ref. | Descriptions | Ref. |
|---|----------|--|-----------------|
| Cover with insulation for private area | 0996.018 | 110 mm 3/4" blanking plugs (pack of 5) | 0990.890 |
| Cover with insulation for public area | 0996.019 | Meter connection elbow accessory | 0996.024 |
| Cover seals (pack of 10) | 0996.017 | Meter connection elbow accessory - flow limiter 0996.025 | |
| Frame for private or public area covers | 4093.169 | Brass connectors (pack of 2) for PE Ø 32/25 connection | 0974.063 |
| Insulated extension section | 0996.016 | Synthetic connections (pack of 2) for PE Ø 25/25 connection | 0974.062 |
| Insulating cap | 4093.176 | Synthetic connections (pack of 2) for PE Ø 32/25 connection | 0974.064 |
| Cover insulation with mounting | 0996.020 | Brass connectors (pack of 2) for PE Ø 25/25 connection | 0974.061 |
| Meter seal accessory (pack of 6 o-ring seals) | 0990.865 | | |
| Blanking plugs, L 170 mm (pack of 5) | 0990.891 | | |
| 110 mm 3/4" by-pass plugs (pack of 5) | 0990.889 | | |

> FIXED HYDRAULICS VERSION

for DN15 meter,
110 mm (3/4" or 20/27 thread)

Advantages - easy meter connection:

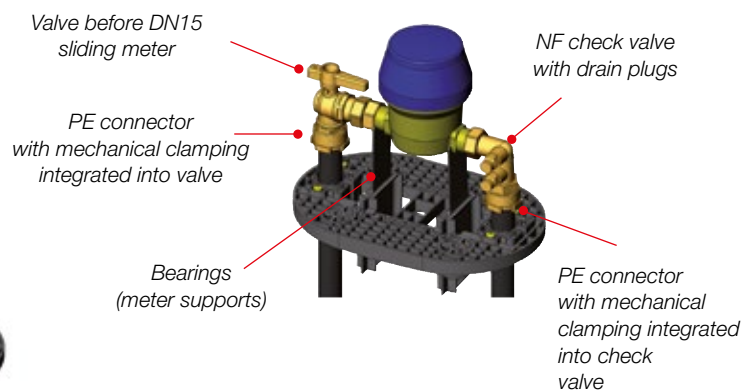
- Flat captive seals
- Meter support bearings allowing alignment of meter with connection nuts
- Valve before sliding meter



Meter integration:
DN15, length 110 mm



Meter installation



Other hydraulic fittings on request
(PE 32, Excel Plus PE, valve after meter, etc.)

References

| Covers \ Depth | 60/80* | 80/100* | 100/120* | Pack-aging |
|----------------------|----------|----------|----------|--------------|
| Private area (1.5 t) | 0258.500 | 0258.501 | 0258.502 | g/ pallet |
| Public area (5 t) | 0258.503 | 0258.504 | 0258.505 | |
| B125 (12.5 t) | 0258.506 | 0258.507 | 0258.508 | |
| C250 (25 t) | 0258.509 | 0258.510 | 0258.511 | |

*delivered with Ø 25 PN20 (NF) PE

> ACCESSORIES

| Descriptions | Ref. |
|--|-----------------|
| Cover with insulation for private area | 0996.018 |
| Cover with insulation for public area | 0996.019 |
| Cover with insulation - B125 | 0996.027 |
| Cover seals (pack of 10) | 0996.017 |
| Frame for private/public area or B125 covers | 4093.169 |
| Insulated extension section | 0996.016 |
| Insulating cap | 4093.176 |
| Cover insulation with mounting | 0996.020 |
| Pair of meter support bearings | 0996.014 |
| Sliding valve before meter, PE Ø 25 - 3/4" | 4093.334 |
| 110 mm 3/4" by-pass plugs (pack of 5) | 0990.889 |
| 110 mm 3/4" blanking plugs (pack of 5) | 0990.890 |

| Descriptions | Ref. |
|--|----------|
| Check valve with upstream and downstream drain plugs, PE 25 - 3/4" | 4093.335 |
| EPDM 3/4" captive meter seals (pack of 20) | 0996.015 |
| Brass connectors (pack of 2) for PE Ø 25/25 connection | 0974.061 |
| Brass connectors (pack of 2) for PE Ø 32/25 connection | 0974.063 |
| Synthetic connections (pack of 2) for PE Ø 25/25 connection | 0974.062 |
| Synthetic connections (pack of 2) for PE Ø 32/25 connection | 0974.064 |
| Valve locking key | 0996.125 |

> PLUG-IN HYDRAULIC VERSION WITH DOUBLE CUT-OFF

for DN15, 110 mm in-line meter*

DN15 upstream valve (customer)
Ref. 0996.035

Meter security seal supplied

Upstream automatic connector

Valve security seal (factory locked)

Valve locking lever
Ref. 0996.034

DN15 lockable upstream valve
(water board)

Downstream automatic connector

NF check valve with drain plug

PE connector with mechanical clamping



Quick and easy removal of meter via unlocking rings on automatic connectors




Meter integration:
DN15, length 110 mm

| Covers **equipped with lock | Depth | 60/80 mm | 80/100 mm | 100/120 mm |
|--|-------|-------------------|-------------------|------------|
| Private area (synthetic) Withstands passage of 3.5 t vehicle | | 0258.542 | Please contact us | |
| Public area (synthetic)** Withstands passage of 38 t vehicle | | 0258.543 | | |
| B125 (cast iron)** as per NF EN 124 | | 0258.544 | | |
| C250 (cast iron)** as per NF EN 124 | | Please contact us | | |
| Meter boxes equipped with Ø 25 PN20 PE - EXCEL-PLUS® mounting (please contact us) | | | | |

Examples of accessories



Ref. 0996.035



Ref. 0996.025

*Meter not supplied
**Equipped with lock

> ACCESSORIES

| Descriptions | Ref. |
|---|----------|
| Cover with insulation for private area | 0996.018 |
| Cover with insulation for public area | 0996.019 |
| Cover with insulation - B125 | 0996.027 |
| Cover seals (pack of 10) | 0996.017 |
| Frame for private/public area or B125 covers | 4093.169 |
| Insulated extension section | 0996.016 |
| Insulating cap | 4093.176 |
| Cover insulation with mounting | 0996.020 |
| Meter seal accessory (pack of 6 o-ring seals) | 0990.865 |

| Descriptions | Ref. |
|---|----------|
| 110mm by-pass plug (pack of 5) | 0990.889 |
| 110 mm blanking plug (pack of 5) | 0990.890 |
| Meter connection elbow accessory | 0996.024 |
| Meter connection elbow accessory - flow limiter | 0996.025 |
| Brass connectors for PE Ø 25/25 (pack of 2) | 0974.061 |
| Synthetic connectors for PE Ø 25/25 (pack of 2) | 0974.062 |
| Brass connectors for PE Ø 32/25 (pack of 2) | 0974.063 |
| Synthetic connectors for PE Ø 32/25 (pack of 2) | 0974.064 |